



**AWELCO**  
Business Catalogue  
2019

# AWELCO



**1970** L'Awelco é da oltre 48 anni impegnata a fornire ai suoi clienti un rapporto qualità/prezzo altamente soddisfacente grazie alla costante innovazione e ricerca tecnologica. Pensare globale, agire locale: la costante sperimentazione e la progettazione ed il continuo ampliamento della gamma, realizzati con una struttura flessibile d'impresa, consentono di soddisfare le più svariate esigenze dei Nostri Clienti.

**1970** Awelco est engagé de plus de 48 ans à fournir aux clients un ratio satisfaisant qualité/prix grâce à l'innovation et à la recherche technologique. Penser globalement, agir localement. Les essais continus, la recherche et l'élargissement constant de la gamme, réalisé par une structure flexible de la société, nous permettent de répondre très rapidement aux diverses exigences de nos clients.

**1970** Awelco is beyond 48 years engaged to supply to the customers a satisfactory ratio quality/price thanks to the innovation and the technological research. Think global, act local. The continuous testing, the Italian design and the constant widening of the range, realized by flexible Company structure, make us able to satisfy many and various customer requirements.

**1970**  
Nascita della prima business unit "SODERNIC". Siamo a Torino, Corso Palermo, 17.

**Anni 80**  
SODERNIC si trasferisce a Conza della Campania (Av).

**1973**  
Costruzione e sviluppo della prima saldatrice "Baby Sald" e distribuzione in mercati Nazionali ed Internazionali.

# The Italian Technologies



Awelco hace mas de 48 años que está comprometida con entregar a los clientes, una relación calidad/precio altamente satisfactoria debido a la innovación e investigación tecnologica. Pensar global pero actuar local. La experimentación, la proyección y la ampliación constante de la gama, realizada por una estructura de empresa flexible, nos permiten satisfacer las más variadas exigencias de nuestros clientes.

Awelco ist seit 48 Jahren beschäftigt, seinen Kunden ein höchst zufriedenstellendes Qualität/Preis Verhältnis zu liefern, dank der konstanten Innovation und der technologischen Forschung. Global denken, lokal handeln. Das konstante Experimentieren, die Planung und das kontinuierliche Erweitern der Gamma, verwirklicht durch eine flexible Unternehmerstruktur, erlauben uns, den verschiedensten Anforderungen unserer Kunden gerecht zu werden.

Awelco уже более 48 лет поставяет своим клиентам продукцию, соответствующую наилучшему соотношению ЦЕНА-КАЧЕСТВО, благодаря постоянным инновациям и исследованиям. Думайте глобально, действуйте локально: постоянные исследования и расширение ассортимента, гибкая структура самой компании позволяют удовлетворять разнообразные требования наших клиентов

**Anni 2000**  
SODERNIC diventa AWELCO Spa.  
Apertura ai mercati mondiali,  
sviluppo nuove tecnologie  
"Smart" e avvio terza unit  
business.

**Anni 90**  
Espansione aziendale con  
apertura della seconda  
business unit.

Acquisizione certificazione UNI  
EN ISO 9001.

**Dal 2000 ad oggi**  
AWELCO unica azienda italiana  
licenziataria dei marchi STANLEY  
e STANLEY FATMAX.

Continua ricerca tecnologica ed  
innovazione




# AWELCO





## #Hobby





## #Industrial


 Hobby è una selezione di prodotti AWELCO indicati per il fai da te. Abbiamo creato i migliori prodotti per hobbista per consentirti di costruire i tuoi progetti. Saldatrici compatte, leggere ed affidabili. Il meglio per te e per i progetti che ti stanno a cuore.

 Hobby est une sélection des produits AWELCO projetés pour les bricoleurs exigeants. Nous avons créés les meilleurs produits parce que tu puisse réaliser tes projets. Poste à souder compacts, légers et fiables. Le mieux pour toi et pour cet que tu aimes réaliser.


 Hobby is a selection of AWELCO's products indicated for do-it yourself jobs. We have created the best hobbyist products to let you build your projects. Compact, light and reliable welding machines. The best for you and for the projects that are close to your heart.


 Hobby es una selección de productos AWELCO indicados para trabajos de bricolaje. Hemos creado los mejores productos para aficionados que te permiten construir tus proyectos. Soldadoras compactas, ligeras y fiables. Lo mejor para ti y para los proyectos más cercanos a tu corazón.


 Hobby ist eine Auswahl von AWELCO-Produkte für den Heimwerker geeignet. Wir haben die besten Hobby-Produkte entwickelt, um Sie beim Aufbau Ihrer Projekte zu unterstützen. Kompakte, leichte und zuverlässige Schweißgeräte. Das Beste für Sie und für Ihre Projekte.

 Серия «Хобби» включает в себя продукцию AWELCO, предназначенную для любителей. Мы создали лучшую DIY-продукцию, которая поможет реализовать ваши проекты. Компактные, лёгкие и надёжные сварочные аппараты. Лучшее для вас и для проектов, которые близки вашему сердцу.


 Il top di gamma by AWELCO. Potenza, affidabilità e precisione. La selezione industriale ti consente di svolgere con professionalità i tuoi progetti.

 Le haut de gamme de AWELCO. Puissance, fiabilité et précision. La sélection industrielle vous permettez de réaliser avec professionnalisme vos projets.

 Top of the range by AWELCO. Power, reliability and precision. The industrial selection allows you to carry out your projects professionally.


 Productos AWELCO de alta gama. Potencia, fiabilidad y precisión. La selección industrial le permite realizar sus proyectos profesionalmente.

 Die Spitzenprodukte von AWELCO. Leistung, Zuverlässigkeit und Präzision. Die Industrial – Produktselektion ermöglicht es Ihnen, Ihre Projekte professionell durchzuführen.

 Индустриальная серия от AWELCO. Мощность, надёжность и точность. Индустриальная серия позволит реализовать ваши проекты на профессиональном уровне.









# The Italian Technologies









## #Power









## #Welding Tools & Consumables

-  Un'accurata selezione di generatori e motosaldatrici by AWELCO. Il modo migliore per lavorare, quando non è possibile utilizzare l'alimentazione elettrica.
-  Vous avez une soignée sélection des groupes générateurs de courant de Awelco. La meilleur façon de travailler quand on a pas disponible le courant électrique.
-  An accurate selection of Power generators and Engine-driven welding machines by AWELCO. The best way to work when it is not possible to use the electrical supply.
-  AWELCO presenta una selección precisa de generadores de energía y de motosoldadoras. La mejor manera de trabajar cuando no es posible utilizar el suministro eléctrico.
-  Eine sorgfältige Auswahl von Generatoren und Motorschweißer von AWELCO. Die Beste Art zu arbeiten, wenn Sie keine Möglichkeit haben, den Netzstrom zu verwenden.
-  Ассортимент генераторов и серия "Motoweld" от AWELCO. Лучший вариант для работы, когда нет возможности подключения к электрической сети.

-  Il meglio degli accessori, consumabili e delle bombole offerto da AWELCO. Tutto ciò che ti occorre per il tuo lavoro, a portata di mano.
-  Le mieux des accessoires, consommables et des bouteilles de gaz offerts par Awelco. Tout le nécessaire pour ton travaille, à ton coté.
-  The best of accessories, consumables and gas bottles offered by AWELCO. All you need for your job, at your hand.
-  AWELCO ofrece lo mejor en accesorios, consumibles y cilindros de gas. Todo lo que necesitas para realizar tu trabajo, lo ponemos a tu alcance.
-  Das Beste an Zubehör, Verbrauchsmaterialien und Gasflaschen von AWELCO angeboten. Alles, was Sie für Ihre Arbeit benötigen.
-  Лучшие аксессуары, расходные материалы и газовые баллоны, предлагаемые AWELCO. Всё, что вам нужно для работы, - всегда под рукой.

# Wollas: the welding superhero!



-  Ciao, sono Wollas, il supereroe della saldatura! Sono qui per aiutarti nella tua missione: scegliere la migliore saldatrice! Se hai bisogno di me, scrivimi a [info@awelco.com](mailto:info@awelco.com) e sarò felice di aiutarti!
-  Salut, je suis Wollas , le super héros du soudage. Je suis ici pour t'aider dans ton mission : choisir le meilleur poste ! Si tu a besoin de moi , écrive moi à [info@awelco.com](mailto:info@awelco.com) et je serais heureux de t'aider !
-  Hi, I am Wollas, the welding superhero! I am here to help you in your mission: choose the best welding machine! If you need me, write me to [info@awelco.com](mailto:info@awelco.com) and I will be happy to help you!
-  Hola, soy Wollas, el superhéroe de la soldadura. Estoy aquí para ayudarlo en su misión: elegir la mejor Soldadora. Si me necesita, escríbame a [info@awelco.com](mailto:info@awelco.com) y estaré encantado de ayudarlo.
-  Hallo, ich bin Wollas, der Schweiß-Superheld! Ich helfe Ihnen bei Ihrer Mission: das beste Schweißgerät auszuwählen! Wenn Sie meine Hilfe brauchen, schreiben Sie mir an [info@awelco.com](mailto:info@awelco.com) und ich werde Ihnen gerne helfen!
-  Привет, я Воллас, сварочный супергерой! Я здесь, чтобы помочь вам в вашей миссии: выбрать лучший сварочный аппарат! Если я вам понадоблюсь, напишите мне на [info@awelco.com](mailto:info@awelco.com) и я буду рад помочь вам!

# INDEX

## HOBBY

MMA INVERTER	8
MIG INVERTER	18
MMA TRANSFORMER	22
MIG TRANSFORMER	34
BATTERY CHARGER & BOOSTER	40
BATTERY CHARGER INVERTER	54

## INDUSTRIAL

62	MMA INVERTER
68	MIG TIG PLASMA INVERTER
80	MMA TRANSFORMER
88	MIG TRANSFORMER
100	BATTERY CHARGER & BOOSTER

## POWER

POWER GENERATOR	108
POWER GENERATOR & ENGINE DRIVEN WELDING MACHINE	112

118








## WELDING TOOLS & CONSUMABLES





# Hobby

MMA INVERTER

CODE	CODE WITH PLASTIC CASE or CARTON BAG							
IRIS 120	61205 (*C-Bag)	230V~1ph	100 A	10/100	1,6-3,2 mm	10 - 25 mm <sup>2</sup>		✓
IRIS 150	61235 (*C-Bag)	230V~1ph	130 A	10/130	1,6-3,2 mm	10 - 25 mm <sup>2</sup>		✓
IRIS 180	61245 (*C-Bag)	230V~1ph	160 A	10/160	1,6-4 mm	10 - 25 mm <sup>2</sup>		✓
IRIS 220	61275 (*C-Bag)	230V~1ph	190 A	10/160	1,6-4(5) mm	10 - 25 mm <sup>2</sup>		✓
ARC 150	51915 (*C-Bag)	230V~1ph	130 A	15/130	1,6-3,2 mm	10 - 25 mm <sup>2</sup>		✓
ARC 160	51916 (*C-Bag)	230V~1ph	140 A	20/140	1,6-3,2(4) mm	10 - 25 mm <sup>2</sup>		✓
ARC 180	51918 (*C-Bag)	230V~1ph	160 A	20/160	1,6-4 mm	10 - 25 mm <sup>2</sup>		✓
ARC 250	51925 (*C-Bag)	230V~1ph	200 A	20/200	1,6-5 mm	10 - 25 mm <sup>2</sup>		✓
MEGA 120	62205 (*C-Bag)	230V~1ph	100 A	10/100	1,6-3,25 mm	10 - 25 mm <sup>2</sup>		✓
MEGA 150	62235 (*P-Case)	230V~1ph	130 A	10/130	1,6-3,25 mm	10 - 25 mm <sup>2</sup>		✓
MEGA 180	62245 (*P-Case)	230V~1ph	160 A	10/160	1,6-4 mm	10 - 25 mm <sup>2</sup>		✓
MEGA 220	62275 (*P-Case)	230V~1ph	190 A	10/160	1,6-4(5) mm	10 - 25 mm <sup>2</sup>		✓
MIKRO 144	66244 (*P-Case)	230V~1ph	125 A	20/125	1,6-3,25 mm	10 - 25 mm <sup>2</sup>		✓
MIKRO 164	66264 (*P-Case)	230V~1ph	140 A	20/140	1,6-4 mm	10 - 25 mm <sup>2</sup>		✓
MIKRO 184	66284 (*P-Case)	230V~1ph	160 A	20/160	1,6-4 mm	10 - 25 mm <sup>2</sup>		✓
MIKROTIG 150	68250 (*P-Case)	230V~1ph	130 A	20/130	1,6-3,25 mm	10 - 25 mm <sup>2</sup>	✓	✓
MIKROTIG 170	68270 (*P-Case)	230V~1ph	150 A	20/150	1,6-4 mm	10 - 25 mm <sup>2</sup>	✓	✓
MIKROTIG 200	68300 (*P-Case)	230V~1ph	200 A	20/160	1,6-4(5) mm	10 - 25 mm <sup>2</sup>	✓	✓
ELX 4000	67855 (*C-Box)	180-245V~1ph 90-135V~1ph	160A (230) 150A (120)	20/160 40/115	1,6-4 mm 1,6-3,25 mm	35 - 50 mm <sup>2</sup>	✓	✓
ELX 7000	67875 (*C-Box)	180-245V~1ph 90-135V~1ph	200A (230) 130A (120)	15/200 35/130	1,6-4 mm 1,6-3,25(4) mm	35 - 50 mm <sup>2</sup>	✓	✓

	pag.
IRIS 120	10
IRIS 150	10
IRIS 180	10
IRIS 220	10
ARC 150	11
ARC 160	11
ARC 180	11
ARC 250	12
MEGA 120	13
MEGA 150	13
MEGA 180	13
MEGA 220	13
MIKRO 144	14
MIKRO 164	14
MIKRO 184	14
MIKROTIG 150	15
MIKROTIG 170	15
MIKROTIG 200	15
ELX 4000	16
ELX 7000	16



\*P-Case= Plastic Case



\*C-Bag= Carton Bag



\*C-Box = Box



\*Trolley



# IRIS 120 - 150 - 180 - 220

**NEW PRODUCT**



## inverter

**FLEX INPUT VOLTAGE**  
170-250

**CONNECTABLE TO POWER GENERATOR**



		NORMAL USE					
IRIS SERIES	Ø /	1,6 mm	2 mm	2,5 mm	3,2 mm	4 mm	5 mm
	IRIS 120	I <sub>2</sub>	40 A	55 A	80 A	100 A	160 A
	X <sub>90%</sub> *	100%	100%	75%	60%	-	-
	20' pause ...10 min	10,3	8,3	5,9	4,5	-	-

		NORMAL USE					
IRIS SERIES	Ø /	1,6 mm	2 mm	2,5 mm	3,2 mm	4 mm	5 mm
	IRIS 150	I <sub>2</sub>	40 A	55 A	80 A	115 A	160 A
	X <sub>90%</sub> *	100%	100%	100%	75%	-	-
	20' pause ...10 min	10,3	8,3	7,9	5,6	-	-

		NORMAL USE					
IRIS SERIES	Ø /	1,6 mm	2 mm	2,5 mm	3,2 mm	4 mm	5 mm
	IRIS 180	I <sub>2</sub>	40 A	55 A	80 A	100 A	160 A
	X <sub>90%</sub> *	100%	100%	100%	100%	75%	-
	20' pause ...10 min	10,3	8,3	7,9	7,5	4,7	-

		NORMAL USE					
IRIS SERIES	Ø /	1,6 mm	2 mm	2,5 mm	3,2 mm	4 mm	5 mm
	IRIS 220	I <sub>2</sub>	40 A	55 A	80 A	100 A	160 A
	X <sub>90%</sub> *	100%	100%	100%	100%	100%	75%
	20' pause ...10 min	10,3	8,3	7,9	7,5	6,3	4,7

**AWELCO - NOT EN60974-1**

### Optional

WELDING HELMET  
DIN 9/11/13



HELMET 1000 E  
COD. 90355

WELDING HELMET  
DIN 11 FIX



HELMET 2000 E 11  
COD. 90385

GLOVES



COD. 90330

APRON



COD. 90316

MAGNETIC HELP



COD. 88031

HAMMER



COD. 80010

ELECTRODES  
E6013 RUTILE



Ø2,0mm  
25pcs  
50pcs  
Cod. 90470  
Cod. 90480

Ø2,5mm  
25pcs  
50pcs  
Cod. 90471  
Cod. 90481

Ø3,2mm  
15pcs  
Cod. 90490

ELECTRODES  
E6013 RUTILE



Ø2,0mm  
402pcs  
Cod. 90731

Ø2,5mm  
303pcs  
Cod. 90745

Ø3,2mm  
202pcs  
Cod. 90755



### Accessories Included



### Elettrodi/Electrodes

Rutilici/Rutile - AWS E6013  
Inox/Stainless Steels - AWS E308  
Bascici/Basic - AWS E7018  
Ghisa/Cast Iron - AWS A5.15

### Technical specifications

	CODE	V	P <sub>MAX</sub> S.V.O.	Vo	I <sub>2</sub> [A]	X <sub>90%</sub> /I <sub>1</sub> [A] 40° EN 60974-1	X <sub>20°C</sub>	Electrodes (mm)	Box volume	Box weight	Box size (mm)	PCS per masterbox	PCS per Euro pallet	BAR CODE
	Order code	Input voltage	Absorbed power	No load voltage	Welding current	Duty cycle	Duty cycle	Electrodes (mm)	Box volume	Box weight	Box size (mm)	PCS per masterbox	PCS per Euro pallet	Bar code
IRIS 120	61205	230V~1ph	4,5	60	25-100	10/100	100A@30%	1,6-3,25	0,012m <sup>3</sup>	4,0	350x135x255	1	112	8004386612057
IRIS 150	61235	230V~1ph	5,5	60	35-130	10/130	130A@30%	1,6-3,25	0,012m <sup>3</sup>	4,2	350x135x255	1	112	8004386612354
IRIS 180	61245	230V~1ph	7,0	60	35-160	10/160	160A@30%	1,6-4	0,012m <sup>3</sup>	4,6	350x135x255	1	112	8004386612453
IRIS 220	61275	230V~1ph	7,0	60	30-160 190 max	10/160	190A@30%	1,6-4(5)	0,019m <sup>3</sup>	5,4	375x160x310	1	84	8004386612750





# ARC 150 - 160 - 180

## inverter

**V** FLEX INPUT VOLTAGE  
170-250

**CONNECTABLE TO POWER GENERATOR**



- 
- 
- 
- 
- 
- 
- 

### Optional

**WELDING HELMET**  
DIN 9/11/13



**HELMET 1000 E**  
COD. 90355

**WELDING HELMET**  
DIN 11 FIX



**HELMET 2000 E 11**  
COD. 90385

**GLOVES**



**COD. 90330**

**APRON**



**COD. 90316**

**MAGNETIC HELP**



**COD. 88031**

**HAMMER**



**COD. 80010**

**ELECTRODES**  
E6013 RUTILE



Ø2,0mm  
25pcs  
50pcs

**Cod. 90470**  
**Cod. 90480**

Ø2,5mm  
25pcs  
50pcs

**Cod. 90471**  
**Cod. 90481**

Ø3,2mm  
15pcs

**Cod. 90490**

**ELECTRODES**  
E6013 RUTILE



Ø2,0mm  
402pcs

**Cod. 90731**

Ø2,5mm  
303pcs

**Cod. 90745**

Ø3,2mm  
202pcs

**Cod. 90755**



### Accessories Included



### Elettrodi/Electrodes

**Rutilici/Rutile - AWS E6013**  
**Inox/Stainless Steels - AWS E308**  
**Basici/Basic - AWS E7018**  
**Ghisa/Cast Iron - AWS A5.15**

### Technical specifications

	CODE	50-60Hz	MAX KVA	No load voltage	Welding current	40°	Duty cycle	Electrodes (mm)	Box volume	Box weight	Box size (mm)	PCS per masterbox	PCS per Euro pallet	Bar code
ARC 150	51915	230V~1ph	5,5	60	10-130	15/130	130A@60%	1,6-3,2	0,019m³	5,3	375x160x310	<b>1</b>	<b>84</b>	8004386519158
ARC 160	51916	230V~1ph	6	60	10-140	20/140	140A@60%	1,6-3,2(4)	0,019m³	5,4	375x160x310	<b>1</b>	<b>84</b>	8004386519165
ARC 180	51918	230V~1ph	7	60	10-160	20/160	160A@60%	1,6-4	0,019m³	5,7	375x160x310	<b>1</b>	<b>84</b>	8004386519189



# ARC 250

## inverter

**FLEX INPUT VOLTAGE**

**CONNECTABLE TO POWER GENERATOR**



- 
- 
- 
- 
- 
- 
- 

### Optional

**WELDING HELMET**  
DIN 9/11/13



**HELMET 1000 E**  
COD. 90355

**WELDING HELMET**  
DIN 11 FIX



**HELMET 2000 E 11**  
COD. 90385

**GLOVES**



**COD. 90330**

**APRON**



**COD. 90316**

**MAGNETIC HELP**



**COD. 88031**

**HAMMER**



**COD. 80010**

**ELECTRODES**  
E6013 RUTILE



Ø2,0mm  
25pcs  
50pcs

**Cod. 90470**  
**Cod. 90480**

Ø2,5mm  
25pcs  
50pcs

**Cod. 90471**  
**Cod. 90481**

Ø3,2mm  
15pcs

**Cod. 90490**

**ELECTRODES**  
E6013 RUTILE



Ø2,0mm  
402pcs

**Cod. 90731**

Ø2,5mm  
303pcs

**Cod. 90745**

Ø3,2mm  
202pcs

**Cod. 90755**



### Accessories Included



### Elettrodi/Electrodes

**Rutilici/Rutile - AWS E6013**  
**Inox/Stainless Steels - AWS E308**  
**Basici/Basic - AWS E7018**  
**Ghisa/Cast Iron - AWS A5.15**

### Technical specifications

	Order code	Input voltage	Absorbed power	No load voltage	Welding current	Duty cycle	Duty cycle	Electrodes (mm)	Box volume	Box weight	Box size (mm)	PCS per masterbox	PCS per Euro pallet	Bar code
ARC 250	51925	230V~1ph	8,5	65	15-200	20/200	200A@60%	1,6-5	0,019m <sup>3</sup>	7,3	375x160x310	1	84	8004386519257



# MEGA 120 - 150 - 180 - 220

**NEW  
PRODUCT**



- 
- 
- 
- 
- 
- 
- 

## inverter

**FLEX INPUT  
VOLTAGE**

**CONNECTABLE TO  
POWER GENERATOR**

### NORMAL USE

MEGA SERIES	Ø	1,6 mm	2 mm	2,5 mm	3,2 mm	4 mm	5 mm
MEGA 120	I <sub>2</sub>	40 A	55 A	80 A	100 A	160 A	190 A
	X <sub>90%</sub> * 20' pause ...10 min	100%	100%	75%	60%	-	-
		10,3	8,3	5,9	4,5	-	-

### NORMAL USE

MEGA SERIES	Ø	1,6 mm	2 mm	2,5 mm	3,2 mm	4 mm	5 mm
MEGA 150	I <sub>2</sub>	40 A	55 A	80 A	115 A	160 A	190 A
	X <sub>90%</sub> * 20' pause ...10 min	100%	100%	100%	75%	-	-
MEGA 180		10,3	8,3	7,9	5,6	-	-
MEGA 220	I <sub>2</sub>	40 A	55 A	80 A	100%	75%	-
	X <sub>90%</sub> * 20' pause ...10 min	100%	100%	100%	100%	100%	75%
		10,3	8,3	7,9	7,5	4,7	-
		10,3	8,3	7,9	7,5	6,3	4,7

AWELCO - NOT EN60974-1

### Optional

**WELDING HELMET  
DIN 9/11/13**



HELMET 1000 E  
COD. 90355

**WELDING HELMET  
DIN 11 FIX**



HELMET 2000 E 11  
COD. 90385

**GLOVES**



COD. 90330

**APRON**



COD. 90316

**MAGNETIC HELP**



COD. 88031

**HAMMER**



COD. 80010

**ELECTRODES  
E6013 RUTILE**



Ø2,0mm  
25pcs  
50pcs  
Cod. 90470  
Cod. 90480

Ø2,5mm  
25pcs  
50pcs  
Cod. 90471  
Cod. 90481

Ø3,2mm  
15pcs  
Cod. 90490

**ELECTRODES  
E6013 RUTILE**



Ø2,0mm  
402pcs  
Cod. 90731

Ø2,5mm  
303pcs  
Cod. 90745

Ø3,2mm  
202pcs  
Cod. 90755

### Accessories Included



### Elettrodi/Electrodes

Rutilici/Rutile - AWS E6013  
Inox/Stainless Steels - AWS E308  
Bascici/Basic - AWS E7018  
Ghisa/Cast Iron - AWS A5.15

### Technical specifications

	CODE	V	P	Vo	I <sub>2</sub> [A]	X <sub>90%</sub> /I <sub>40%</sub> [A]	X <sub>20°C</sub>	Electrodes (mm)	Box volume	Kg	Box size (mm)	PCS per masterbox	PCS per Euro pallet	Bar code
	Order code	Input voltage	Absorbed power	No load voltage	Welding current	Duty cycle	Duty cycle	Electrodes (mm)	Box volume	Box weight	Box size (mm)	PCS per masterbox	PCS per Euro pallet	Bar code
MEGA 120	62205	230V~1ph	4,5	60	25-100	10/100	100A@30%	1,6-3,25	0,029m <sup>3</sup>	5,8	410x200x350	4	48	8004386622056
MEGA 150	62235	230V~1ph	5,5	60	35-130	10/130	130A@30%	1,6-3,25	0,029m <sup>3</sup>	5,8	410x200x350	4	48	8004386622353
MEGA 180	62245	230V~1ph	7,0	60	35-160	10/160	160A@30%	1,6-4	0,029m <sup>3</sup>	6,2	410x200x350	4	48	8004386622452
MEGA 220	62275	230V~1ph	7,0	60	30-160 190 max	10/160	190A@30%	1,6-4(5)	0,029m <sup>3</sup>	7,0	410x200x350	4	48	8004386622759





# MIKRO 144 - 164 - 184

**NEW  
PRODUCT**



## inverter

**FLEX INPUT  
VOLTAGE**

**CONNECTABLE TO  
POWER GENERATOR**



### Optional

**WELDING HELMET  
DIN 9/11/13**



**HELMET 1000 E  
COD. 90355**

**WELDING HELMET  
DIN 11 FIX**



**HELMET 2000 E 11  
COD. 90385**

**GLOVES**



**COD. 90330**

**APRON**



**COD. 90316**

**MAGNETIC HELP**



**COD. 88031**

**HAMMER**



**COD. 80010**

**ELECTRODES  
E6013 RUTILE**



Ø2,0mm  
25pcs  
50pcs

**Cod. 90470  
Cod. 90480**

Ø2,5mm  
25pcs  
50pcs

**Cod. 90471  
Cod. 90481**

Ø3,2mm  
15pcs

**Cod. 90490**

**ELECTRODES  
E6013 RUTILE**



Ø2,0mm  
402pcs

**Cod. 90731**

Ø2,5mm  
303pcs

**Cod. 90745**

Ø3,2mm  
202pcs

**Cod. 90755**

### Accessories Included



### Elettrodi/Electrodes

**Rutilici/Rutile - AWS E6013  
Inox/Stainless Steels - AWS E308  
Basici/Basic - AWS E7018  
Ghisa/Cast Iron - AWS A5.15**

### Technical specifications

	CODE													
	Order code	Input voltage	Absorbed power	No load voltage	Welding current	Duty cycle	Duty cycle	Electrodes (mm)	Box volume	Box weight	Box size (mm)	PCS per masterbox	PCS per Euro pallet	Bar code
MIKRO 144	66244	230V~1ph	5,5	60	35-125	20/125	125A@60%	1,6-3,25	0,029m <sup>3</sup>	5,8	410x200x350	4	48	8004386662441
MIKRO 164	66264	230V~1ph	6	60	30-140	20/140	140A@60%	1,6-4	0,029m <sup>3</sup>	6	410x200x350	4	48	8004386662649
MIKRO 184	66284	230V~1ph	7	60	30-160	20/160	160A@60%	1,6-4	0,029m <sup>3</sup>	7	410x200x350	4	48	8004386662847



# MIKROTIG 150 - 170 - 200

**NEW  
PRODUCT**



**inverter**

**FLEX INPUT  
VOLTAGE**

**CONNECTABLE TO  
POWER GENERATOR**

**TIGLIFT**

- 
- 
- 
- 
- 
- 
- 

**Optional**

**WELDING HELMET  
DIN 9/11/13**



**HELMET 1000 E  
COD. 90355**

**WELDING HELMET  
DIN 11 FIX**



**HELMET 2000 E 11  
COD. 90385**

**GLOVES**



**COD. 90330**

**APRON**



**COD. 90316**

**MAGNETIC HELP**



**COD. 88031**

**HAMMER**



**COD. 80010**

**TIG TORCH  
17 V**



**COD. 96000**

**PRO HAMMER BRUSH**



**Cod. 80000**

**ELECTRODES  
E6013 RUTILE**



- Ø2,0mm 402pcs **Cod. 90731**
- Ø2,5mm 303pcs **Cod. 90745**
- Ø3,2mm 202pcs **Cod. 90755**

**Accessories Included**



**Elettrodi/Electrodes**

- Rutilici/Rutile - AWS E6013
- Inox/Stainless Steels - AWS E308
- Basici/Basic - AWS E7018
- Ghisa/Cast Iron - AWS A5.15

**Technical specifications**

	Order code	Input voltage	Absorbed power	No load voltage	Welding current	Duty cycle	Duty cycle	Electrodes (mm)	Box volume	Box weight	Box size (mm)	PCS per masterbox	PCS per Euro pallet	Bar code
MIKROTIG 150	68250	230V~1ph	6	60	30-130	20/130	130A@60%	1,6-3,25	0,029m³	6,0	410x200x350	4	48	8004386682500
MIKROTIG 170	68270	230V~1ph	7	60	30-150	20/150	150A@60%	1,6-4	0,029m³	6,0	410x200x350	4	48	8004386682708
MIKROTIG 200	68300	230V~1ph	7	60	30-160 200 MAX	20/160	160A@60%	1,6-4(5)	0,029m³	7,0	410x200x350	4	48	8004386683002



# ELX 4000 - 7000

**NEW  
PRODUCT**



## inverter



CONNECTABLE TO  
POWER GENERATOR

**TIGLIFT**



MULTIVOLT  
90V 245V

### Optional

WELDING HELMET  
DIN 9/11/13



HELMET 1000 E  
COD. 90355

WELDING HELMET  
DIN 11 FIX



HELMET 2000 E 11  
COD. 90385

GLOVES



COD. 90330

APRON



COD. 90316

MAGNETIC HELP



COD. 88031

HAMMER



COD. 80010

TIG TORCH  
17 V



COD. 96000

DINSE 25 TO 35  
ADAPTER



COD. 90634

**KIT**  
COD. 96009  
(96000 + 90634)

ELECTRODES  
E6013 RUTILE



Ø2,0mm  
402pcs  
Cod. 90731

Ø2,5mm  
303pcs  
Cod. 90745

Ø3,2mm  
202pcs  
Cod. 90755



### Accessories Included



### Elettrodi/Electrodes

Rutilici/Rutile - AWS E6013  
Inox/Stainless Steels - AWS E308  
Basici/Basic - AWS E7018  
Ghisa/Cast Iron - AWS A5.15

### Technical specifications

	CODE	Input voltage	Absorbed power	No load voltage	Welding current	Duty cycle	Duty cycle	Electrodes (mm)	Box volume	Box weight	Box size (mm)	PCS per masterbox	PCS per Euro pallet	Bar code
ELX 4000	67855	180-245V~1ph 90-135V~1ph	4 (230V) 2,5 (120V)	60	15-160(230V) 15-150(120V)	20/160 40/115	160A@60% 115A@60%	1,6-4 1,6-3,25	0,052m <sup>3</sup>	9,0	555x285x340	1	35	8004386678558
ELX 7000	67875	180-245V~1ph 90-135V~1ph	4,5 (230V) 3 (120V)	75	10-200(230V) 10-130(120V)	15/200 35/130	200A@60% 130A@60%	1,6-5 1,6-3,25(4)	0,052m <sup>3</sup>	9,0	555x285x340	1	35	8004386678756














# HOBBY

## MIG INVERTER

	CODE	 50-60Hz	 A max	 X <sub>m</sub> /I <sub>n</sub> [A] 40° EN 60974-1			GAS/NO GAS
EASYMIG 160	58960	230V~1ph	MIG 135A MMA 120A	20/135	100 mm and with REEL BRACKET 200 mm	DIRECT	✓
EASYMIG 180	58980	230V~1ph	MIG 155A MMA 140A	20/155	100 mm and with REEL BRACKET 200 mm	DIRECT	✓
EASYMIG 180 EURO	58990	230V~1ph	MIG 155A MMA 140A	20/155	100 mm and with REEL BRACKET 200 mm	EURO	✓

EASYMIG 160  
EASYMIG 180  
EASYMIG 180 EURO

pag.  
20  
20  
20



# EASYMIG 160 - 180 - 180 EURO

**NEW PRODUCT**



## inverter

**CONNECTABLE TO POWER GENERATOR**

**AUTOMATIC TIGLIFT**

**MIG**

**MMA**



**EASYMIG 180 EURO ATTACK**



**REEL BRACKET**

COD. 90890

Ø100 and with REEL BRACKET 200mm	SG2	INOX	FLUX
<b>58960</b>	0,6-1,0Ø	0,6-1,0Ø	0,8-0,9Ø
<b>58980</b>	0,6-1,0Ø	0,6-1,0Ø	0,8-0,9Ø
<b>58990</b>	0,6-1,0Ø	0,6-1,0Ø	0,8-0,9Ø

### Optional

**WELDING HELMET DIN 9/11/13**



**HELMET 1000 E**  
COD. 90355

**TIG TORCH 17 V**



COD. 96000

**MAGNETIC HELP**



COD. 88031

**WIRE**



FLUX Ø0,8mm 0,5kg  
Cod. 92953

FLUX Ø0,8mm 1,0kg  
Cod. 92954

FLUX Ø0,9mm 0,5kg  
Cod. 92960

FLUX Ø0,9mm 1,0kg  
Cod. 92967

**WIRE**



STEEL Ø0,6mm 0,5kg  
Cod. 92903

STEEL Ø0,8mm 0,5kg  
Cod. 92916

INOX Ø0,8mm 0,5kg  
Cod. 92943

**WELDING HELMET DIN 11 FIX**



**HELMET 2000 E 11**  
COD. 90385

**PRO HAMMER BRUSH**



Cod. 80000

**HAMMER**



COD. 80010

### Accessories Included



Ø0,8 spool  
Ø100mm

### Technical specifications

	Order code	Input voltage	Absorbed power P <sub>max</sub> [VA]	No load voltage V <sub>0</sub>	Welding current I <sub>2</sub> [A] MIN - MAX	Duty cycle X <sub>20</sub> /I <sub>2</sub> [A] 40° EN 60974-10	Duty cycle X <sub>20</sub> °C	Electrodes (mm)	Box volume	Box weight Kg	Box size (mm)	PCS per masterbox	PCS per Euro pallet	Bar code
EASYMIG 160	58960	230V~1ph	MIG 3 MMA 3,7	51	MIG 30-135 MMA 20-120	20/135	135A@60%	1,6-2,5	0,040m <sup>3</sup>	11	475x225x375	<b>1</b>	<b>35</b>	8004386589601
EASYMIG 180	58980	230V~1ph	MIG 3,7 MMA 4,5	51	MIG 30-155 MMA 20-140	20/155	155A@60%	1,6-3,2	0,040m <sup>3</sup>	11	475x225x375	<b>1</b>	<b>35</b>	8004386589809
EASYMIG 180 EURO	58990	230V~1ph	MIG 3,7 MMA 4,5	51	MIG 30-155 MMA 20-140	20/155	155A@60%	1,6-3,2	0,040m <sup>3</sup>	12	475x225x375	<b>1</b>	<b>35</b>	8004386589908













# Hobby

MMA TRANSFORMER

	CODE						
CLUB 100	41040	230V~1ph	100 A	5/100	2(1,6)-2,5 mm	DIRECT	
CLUB 100 US	41058	120V~1ph 60Hz	90 A	10/90	1,16" 3/32"	DIRECT	
CLUB 105	41060	230V~1ph	100 A	9/100	2(1,6)-2,5 mm	DIRECT	✓
HOBBY 150	40150	230V~1ph	140 A	7/95	1,6-3,2 mm	DIRECT	
HOBBY 150 US	40167	120V~1ph 60Hz	80 A	5/80	1,16" 3/32"	DIRECT	
HOBBY 1800.1	40178	230V~1ph	140 A	10/95	1,6-3,2 mm	DIRECT	✓
HOBBY 1900	40192	230V~1ph	160 A	10/145	1,6-3,2(4) mm	DIRECT	✓
HOBBY 1800	40180	230V~1ph	140 A	10/95	1,6-3,25 mm	DIRECT	✓
HOBBY 1800 US	40177	120V~1ph 60Hz	80 A	10/80	1,16" 3/32"	DIRECT	✓
HOBBY 2000	40200	230V~1ph 400V~2ph	170 A	10/170	1,6-3,25(4) mm	DIRECT	✓
CLUB 150	41090	230V~1ph	140 A	7/95	1,6-3,25 mm	DIRECT	
CLUB 1800	41120	230V~1ph	140 A	10/95	1,6-3,25 mm	DIRECT	✓
CLUB 1850	41124	230V~1ph 400V~2ph	170 A	10/170	1,6-3,25(4) mm	DIRECT	✓
CLUB 170	41150	230V~1ph	160 A	5/140	1,6-4 mm	DIRECT	✓
TORNADO 160	41210	230V~1ph	160 A	10/145	1,6-4 mm	10-25 mm	✓
TORNADO 200	42305	230V~1ph 400V~2ph	180 A	15/180	1,6-4 mm	10-25 mm	✓
TORNADO 200 ME	42309	230V~1ph 60Hz	180 A	25/180	1,6-4 mm	10-25 mm	✓
TORNADO 250	42504	230V~1ph 400V~2ph	190 A	15/190	1,6-4(5) mm	10-25 mm	✓
TORNADO 250 ME	42503	230V~1ph 60Hz	200 A	25/200	1,6-5 mm	10-25 mm	✓
MASTER 185	42000	230V~1ph 400V~2ph	160 A	10/145	1,6-4 mm	10-25 mm	✓
MASTER 215	42190	230V~1ph 400V~2ph	180 A	15/180	1,6-4 mm	10-25 mm	✓
MASTER 215 ME	42199	230V~1ph 60Hz	190 A	25/190	1,6-4 mm	10-25 mm	✓
MASTER 255	42350	230V~1ph 400V~2ph	190 A	15/190	1,6-4 mm	10-25 mm	✓
MASTER 255 ME	42359	230V~1ph 60Hz	210 A	25/210	1,6-5 mm	10-25 mm	✓

CLUB 100	pag. 24
CLUB 100 US	24
CLUB 105	24
HOBBY 150	25
HOBBY 150 US	25
HOBBY 1800.1	25
HOBBY 1900	25
HOBBY 1800	26
HOBBY 1800 US	26
HOBBY 2000	27
CLUB 150	28
CLUB 1800	28
CLUB 1850	29
CLUB 170	30
TORNADO 160	31
TORNADO 200	32
TORNADO 200 ME	32
TORNADO 250	32
TORNADO 250 ME	32
MASTER 185	33
MASTER 215	33
MASTER 215 ME	33
MASTER 255	33
MASTER 255 ME	33



# CLUB 100 - 100 US - 105



Only CLUB 105



Only CLUB 100 US

### Optional

**WELDING HELMET**  
DIN 9/11/13



**HELMET 1000 E**  
COD. 90355

**GLOVES**



COD. 90330

**MAGNETIC HELP**



COD. 88031

**ELECTRODES**  
E6013 RUTILE



Ø2,0mm  
25pcs  
50pcs  
Cod. 90470  
Cod. 90480

**ELECTRODES**  
E6013 RUTILE



Ø2,0mm  
402pcs  
Ø2,5mm  
303pcs  
Ø3,2mm  
202pcs  
Cod. 90731  
Cod. 90745  
Cod. 90755

**WELDING HELMET**  
DIN 11 FIX



**HELMET 2000 E 11**  
COD. 90385

**APRON**



COD. 90316

**HAMMER**



COD. 80010



### Accessories Included



### Elettrodi/Electrodes

Rutilici/Rutile - AWS E6013  
Inox/Stainless Steels - AWS E308

### Technical specifications

	CODE	Input voltage	Absorbed power	No load voltage	Welding current	Duty cycle	Duty cycle	Electrodes (mm)	Box volume	Box weight	Box size (mm)	PCS per masterbox	PCS per Euro pallet	Bar code
CLUB 100	41040	230V~1ph	2,1	40/46	70/100	5/100	100A@10%	2(1,6)-2,5	0,019m <sup>3</sup>	11,6	355x230x240	1	50	8004386410400
CLUB 100 US	41058	120V~1ph 60HZ	2,6	38/41	70/90	10/90	90A@15%	1,16" 3/32"	0,019m <sup>3</sup>	11,5	355x230x240	1	50	8004386410585
CLUB 105	41060	230V~1ph	2,1	40/46	70/100	9/100	100A@15%	2(1,6)-2,5	0,019m <sup>3</sup>	12,5	355x230x240	1	50	8004386410608



# HOBBY 150 - 150US - 1800.1 - 1900



Only  
HOBBY 1800.1  
HOBBY 1900



Only  
HOBBY 150  
HOBBY 150 US  
HOBBY 1800.1



### Optional

**WELDING HELMET**  
DIN 9/11/13



**HELMET 1000 E**  
COD. 90355

**WELDING HELMET**  
DIN 11 FIX



**HELMET 2000 E 11**  
COD. 90385

**GLOVES**



COD. 90330

**APRON**



COD. 90316

**MAGNETIC HELP**



COD. 88031

**HAMMER**



COD. 80010

**ELECTRODES**  
E6013 RUTILE



Ø2,0mm  
25pcs  
50pcs  
**Cod. 90470**  
**Cod. 90480**

Ø2,5mm  
25pcs  
50pcs  
**Cod. 90471**  
**Cod. 90481**

Ø3,2mm  
15pcs  
**Cod. 90490**

**ELECTRODES**  
E6013 RUTILE



Ø2,0mm  
402pcs  
**Cod. 90731**

Ø2,5mm  
303pcs  
**Cod. 90745**

Ø3,2mm  
202pcs  
**Cod. 90755**



### Accessories Included



### Elettrodi/Electrodes

Rutilici/Rutile - AWS E6013  
Inox/Stainless Steels - AWS E308

### Technical specifications

	CODE	Input voltage	Absorbed power	No load voltage	Welding current	Duty cycle	Duty cycle	Electrodes (mm)	Box volume	Box weight	Box size (mm)	PCS per masterbox	PCS per Euro pallet	Bar code
HOBBY 150	40150	230V~1ph	3	40-43	25-95 140 max	7/95	95A@10%	1,6-3,2	0,027m <sup>3</sup>	13,7	225x490x245	1	49	8004386401507
HOBBY 150 US	40167	120V~1ph 60HZ	2,5	40	40-80	5/80	80A@10%	1,16" 3/32"	0,027m <sup>3</sup>	13,7	225x490x245	1	49	8004386401675
HOBBY 1800.1	40178	230V~1ph	3	40-43	25-95 140 max	10/95	95A@15%	1,6-3,2	0,027m <sup>3</sup>	14,2	225x490x245	1	49	8004386401781
HOBBY 1900	40192	230V~1ph	3,5	39-43	50-145 160 max	10/145	145A@15%	1,6-3,2(4)	0,027m <sup>3</sup>	15,9	225x490x245	1	49	8004386401927





# HOBBY 1800 - 1800 US



### Optional

**WELDING HELMET**  
DIN 9/11/13



**HELMET 1000 E**  
COD. 90355

**WELDING HELMET**  
DIN 11 FIX



**HELMET 2000 E 11**  
COD. 90385

**GLOVES**



**COD. 90330**

**APRON**



**COD. 90316**

**MAGNETIC HELP**



**COD. 88031**

**HAMMER**



**COD. 80010**

**ELECTRODES**  
E6013 RUTILE



Ø2,0mm  
25pcs  
50pcs

**Cod. 90470**  
**Cod. 90480**

Ø2,5mm  
25pcs  
50pcs

**Cod. 90471**  
**Cod. 90481**

Ø3,2mm  
15pcs

**Cod. 90490**

**ELECTRODES**  
E6013 RUTILE



Ø2,0mm  
402pcs

**Cod. 90731**

Ø2,5mm  
303pcs

**Cod. 90745**

Ø3,2mm  
202pcs

**Cod. 90755**



### Accessories Included



### Elettrodi/Electrodes

**Rutilici/Rutile - AWS E6013**  
**Inox/Stainless Steels - AWS E308**

### Technical specifications

	CODE	Input voltage	Absorbed power	No load voltage	Welding current	Duty cycle	Duty cycle	Electrodes (mm)	Box volume	Box weight	Box size (mm)	PCS per masterbox	PCS per Euro pallet	Bar code
HOBBY 1800	40180	230V~1ph	3	40-43	25-95 140 max	10/95	95A@15%	1,6-3,25	0,027m <sup>3</sup>	14,5	225x490x245	1	49	8004386401804
HOBBY 1800 US	40177	120V~1ph 60HZ	2,5	40	40-80	10/80	80A@10%	1,16" 3/32"	0,027m <sup>3</sup>	14,6	225x490x245	1	49	8004386401774



# HOBBY 2000



- 
- 
- 
- 
- 
- 
- 
- 
- 



### Optional

#### WELDING HELMET DIN 9/11/13



HELMET 1000 E  
COD. 90355

#### WELDING HELMET DIN 11 FIX



HELMET 2000 E 11  
COD. 90385

#### GLOVES



COD. 90330

#### APRON



COD. 90316

#### MAGNETIC HELP



COD. 88031

#### HAMMER



COD. 80010

#### ELECTRODES E6013 RUTILE



Ø2,0mm  
25pcs  
50pcs

Cod. 90470  
Cod. 90480

Ø2,5mm  
25pcs  
50pcs

Cod. 90471  
Cod. 90481

Ø3,2mm  
15pcs

Cod. 90490

#### ELECTRODES E6013 RUTILE



Ø2,0mm  
402pcs

Cod. 90731

Ø2,5mm  
303pcs

Cod. 90745

Ø3,2mm  
202pcs

Cod. 90755



### Accessories Included



### Elettrodi/Electrodes

Rutilici/Rutile - AWS E6013  
Inox/Stainless Steels - AWS E308

### Technical specifications

	CODE													
	Order code	Input voltage	Absorbed power	No load voltage	Welding current	Duty cycle	Duty cycle	Electrodes (mm)	Box volume	Box weight	Box size (mm)	PCS per master box	PCS per Euro pallet	Bar code
HOBBY 2000	40200	230V~1ph 400V~2ph	4,2	41-44	40-170	10/170	170A@15%	1,6-3,25(4)	0,033m³	17,6	225x595x245	1	49	8004386402009



# CLUB 150 - 1800



Only CLUB 1800

### Optional

**WELDING HELMET**  
DIN 9/11/13



**HELMET 1000 E**  
COD. 90355

**WELDING HELMET**  
DIN 11 FIX



**HELMET 2000 E 11**  
COD. 90385

**GLOVES**



COD. 90330

**APRON**



COD. 90316

**MAGNETIC HELP**



COD. 88031

**HAMMER**



COD. 80010

**ELECTRODES**  
E6013 RUTILE



Ø2,0mm  
25pcs  
50pcs

Cod. 90470  
Cod. 90480

Ø2,5mm  
25pcs  
50pcs

Cod. 90471  
Cod. 90481

Ø3,2mm  
15pcs

Cod. 90490

**ELECTRODES**  
E6013 RUTILE



Ø2,0mm  
402pcs

Cod. 90731

Ø2,5mm  
303pcs

Cod. 90745

Ø3,2mm  
202pcs

Cod. 90755



### Accessories Included



### Elettrodi/Electrodes

Rutilici/Rutile - AWS E6013  
Inox/Stainless Steels - AWS E308

### Technical specifications

	CODE	Input voltage	Absorbed power	No load voltage	Welding current	Duty cycle	Duty cycle	Electrodes (mm)	Box volume	Box weight	Box size (mm)	PCS per masterbox	PCS per Euro pallet	Bar code
CLUB 150	41090	230V~1ph	3	40-43	25-95 140 max	7/95	95A@10%	1,6-3,25	0,031m <sup>3</sup>	14,6	435x265x265	1	42	8004386410905
CLUB 1800	41120	230V~1ph	3	40-43	25-95 140 max	10/95	95A@15%	1,6-3,25	0,031m <sup>3</sup>	15,1	435x265x265	1	42	8004386411209



# CLUB 1850



### Optional

#### WELDING HELMET DIN 9/11/13



HELMET 1000 E  
COD. 90355

#### WELDING HELMET DIN 11 FIX



HELMET 2000 E 11  
COD. 90385

#### GLOVES



COD. 90330

#### APRON



COD. 90316

#### MAGNETIC HELP



COD. 88031

#### HAMMER



COD. 80010

#### ELECTRODES E6013 RUTILE



Ø2,0mm  
25pcs  
50pcs

Cod. 90470  
Cod. 90480

Ø2,5mm  
25pcs  
50pcs

Cod. 90471  
Cod. 90481

Ø3,2mm  
15pcs

Cod. 90490

#### ELECTRODES E6013 RUTILE



Ø2,0mm  
402pcs

Cod. 90731

Ø2,5mm  
303pcs

Cod. 90745

Ø3,2mm  
202pcs

Cod. 90755



### Accessories Included



### Elettrodi/Electrodes

Rutilici/Rutile - AWS E6013  
Inox/Stainless Steels - AWS E308

### Technical specifications

	CODE	V	P	Vo	I <sub>2</sub> [A]	K <sub>res</sub> /L <sub>1</sub> [A]	X <sub>20</sub> °C	Electrodes (mm)	Box volume	Kg	Box size (mm)	PCS per masterbox	PCS per Euro pallet	BAR CODE
	Order code	Input voltage	Absorbed power	No load voltage	Welding current	Duty cycle	Duty cycle	Electrodes (mm)	Box volume	Box weight	Box size (mm)	PCS per masterbox	PCS per Euro pallet	Bar code
CLUB 1850	41124	230V~1ph 400V~2ph	4,2	41-44	40-170	10/170	170A@15%	1,6-3,25(4)	0,040m <sup>3</sup>	18,4	560x250x260	1	40	8004386411247





# CLUB 170



### Optional

**WELDING HELMET**  
DIN 9/11/13



**HELMET 1000 E**  
COD. 90355

**WELDING HELMET**  
DIN 11 FIX



**HELMET 2000 E 11**  
COD. 90385

**GLOVES**



COD. 90330

**APRON**



COD. 90316

**MAGNETIC HELP**



COD. 88031

**HAMMER**



COD. 80010

**ELECTRODES**  
E6013 RUTILE



Ø2,0mm  
25pcs  
50pcs  
Cod. 90470  
Cod. 90480

Ø2,5mm  
25pcs  
50pcs  
Cod. 90471  
Cod. 90481

Ø3,2mm  
15pcs  
Cod. 90490

**ELECTRODES**  
E6013 RUTILE



Ø2,0mm  
402pcs  
Cod. 90731

Ø2,5mm  
303pcs  
Cod. 90745

Ø3,2mm  
202pcs  
Cod. 90755



### Accessories Included



### Elettrodi/Electrodes

Rutilici/Rutile - AWS E6013  
Inox/Stainless Steels - AWS E308

### Technical specifications

	CODE													
	Order code	Input voltage	Absorbed power	No load voltage	Welding current	Duty cycle	Duty cycle	Electrodes (mm)	Box volume	Box weight	Box size (mm)	PCS per master box	PCS per Euro pallet	Bar code
CLUB 170	41150	230V~1ph	3,6	43-46	50-140 160 max	5/140	160A@10%	1,6-4	0,040m <sup>3</sup>	17,6	560x250x260	1	40	8004386411506



# TORNADO 160



- 
- 
- 
- 
- 
- 
- 
- 



### Optional

**WELDING HELMET**  
DIN 9/11/13



**HELMET 1000 E**  
COD. 90355

**WELDING HELMET**  
DIN 11 FIX



**HELMET 2000 E 11**  
COD. 90385

**GLOVES**



COD. 90330

**APRON**



COD. 90316

**MAGNETIC HELP**



COD. 88031

**HAMMER**



COD. 80010

**ELECTRODES**  
E6013 RUTILE



Ø2,0mm  
25pcs  
50pcs

Cod. 90470  
Cod. 90480

Ø2,5mm  
25pcs  
50pcs

Cod. 90471  
Cod. 90481

Ø3,2mm  
15pcs

Cod. 90490

**ELECTRODES**  
E6013 RUTILE



Ø2,0mm  
402pcs

Cod. 90731

Ø2,5mm  
303pcs

Cod. 90745

Ø3,2mm  
202pcs

Cod. 90755



### Accessories Included



### Elettrodi/Electrodes

Rutilici/Rutile - AWS E6013  
Inox/Stainless Steels - AWS E308

### Technical specifications

	Order code	Input voltage	Absorbed power	No load voltage	Welding current	Duty cycle	Duty cycle	Electrodes (mm)	Box volume	Box weight	Box size (mm)	PCS per master box	PCS per Euro pallet	Bar code
TORNADO 160	41210	230V~1ph	3,6	39-43	50-145 160 max	10/145	160A@15%	1,6-4	0,053m³	19,3	550x240x400	1	35	8004386412107



# TORNADO 200 - 250



Wheel kit included!

### Optional

**WELDING HELMET**  
DIN 9/11/13



**HELMET 1000 E**  
COD. 90355

**WELDING HELMET**  
DIN 11 FIX



**HELMET 2000 E 11**  
COD. 90385

**GLOVES**



**COD. 90330**

**APRON**



**COD. 90316**

**MAGNETIC HELP**



**COD. 88031**

**HAMMER**



**COD. 80010**

**ELECTRODES**  
E6013 RUTILE



Ø2,0mm  
25pcs  
50pcs

**Cod. 90470**  
**Cod. 90480**

Ø2,5mm  
25pcs  
50pcs

**Cod. 90471**  
**Cod. 90481**

Ø3,2mm  
15pcs

**Cod. 90490**

**ELECTRODES**  
E6013 RUTILE



Ø2,0mm  
402pcs

**Cod. 90731**

Ø2,5mm  
303pcs

**Cod. 90745**

Ø3,2mm  
202pcs

**Cod. 90755**



### Accessories Included



### Elettrodi/Electrodes

Rutilici/Rutile - AWS E6013  
Inox/Stainless Steels - AWS E308

### Technical specifications

	CODE	Input voltage	Absorbed power	No load voltage	Welding current	Duty cycle	Duty cycle	Electrodes (mm)	Box volume	Box weight	Box size (mm)	PCS per masterbox	PCS per Euro pallet	Bar code
TORNADO 200	42305	230V~1ph 400V~2ph	4,4	44-48	50-180	15/180	180A@20%	1,6-4	0,053m <sup>3</sup>	20,2	550x240x400	1	35	8004386423059
TORNADO 200 ME	42309	230V~1ph 60Hz	4,4	37-43	50-180	25/180	180A@30%	1,6-4	0,053m <sup>3</sup>	22	550x240x400	1	35	8004386423097
TORNADO 250	42504	230V~1ph 400V~2ph	4,7	44-48	50-190	15/190	190A@20%	1,6-4(5)	0,053m <sup>3</sup>	26,8	550x240x400	1	35	8004386425046
TORNADO 250 ME	42503	230V~1ph 60Hz	4,7	43-51	40-200	25/200	200A@30%	1,6-5	0,053m <sup>3</sup>	21	550x240x400	1	35	8004386425039



## MASTER 185 - 215 - 255



- 
- 
- 
- 
- 
- 
- 



### Optional

**WELDING HELMET**  
DIN 9/11/13



**HELMET 1000 E**  
COD. 90355

**WELDING HELMET**  
DIN 11 FIX



**HELMET 2000 E 11**  
COD. 90385

**GLOVES**



**COD. 90330**

**APRON**



**COD. 90316**

**MAGNETIC HELP**



**COD. 88031**

**HAMMER**



**COD. 80010**

**ELECTRODES**  
E6013 RUTILE



Ø2,0mm  
25pcs  
50pcs

**Cod. 90470**  
**Cod. 90480**

Ø2,5mm  
25pcs  
50pcs

**Cod. 90471**  
**Cod. 90481**

Ø3,2mm  
15pcs

**Cod. 90490**

**ELECTRODES**  
E6013 RUTILE



Ø2,0mm  
402pcs

**Cod. 90731**

Ø2,5mm  
303pcs

**Cod. 90745**

Ø3,2mm  
202pcs

**Cod. 90755**



### Accessories Included



### Elettrodi/Electrodes

**Rutilici/Rutile - AWS E6013**  
**Inox/Stainless Steels - AWS E308**

### Technical specifications






	Order code	Input voltage	Absorbed power	No load voltage	Welding current	Duty cycle	Duty cycle	Electrodes (mm)	Box volume	Box weight	Box size (mm)	PCS per masterbox	PCS per Euro pallet	Bar code
MASTER 185	42000	230V~1ph 400V~2ph	3,6	42-46	50-145 160 max	10/145	160A@15%	1,6-4	0,060m <sup>3</sup>	20,4	270x580x380	<b>1</b>	<b>30</b>	8004386420003
MASTER 215	42190	230V~1ph 400V~2ph	4,4	44-48	50-180	15/180	180A@20%	1,6-4	0,060m <sup>3</sup>	22,9	270x580x380	<b>1</b>	<b>30</b>	8004386421901
MASTER 215 ME	42199	230V~1ph 60Hz	4,4	37-43	50-190	25/190	190A@30%	1,6-4	0,060m <sup>3</sup>	22	270x580x380	<b>1</b>	<b>30</b>	8004386421994
MASTER 255	42350	230V~1ph 400V~2ph	4,7	44-48	50-190	15/190	190A@20%	1,6-4	0,060m <sup>3</sup>	28	270x580x380	<b>1</b>	<b>30</b>	8004386423509
MASTER 255 ME	42359	230V~1ph 60Hz	4,7	43-51	40-210	25/210	210A@30%	1,6-5	0,060m <sup>3</sup>	28	270x580x380	<b>1</b>	<b>30</b>	8004386423592





# Hobby

**MIG TRANSFORMER**

	CODE						GAS/NO GAS
MIG ONE	11000	230V~1ph	95 A	6/95	100 mm	DIRECT	NO GAS ONLY
MIG ONE US	10967	120V~1ph 60Hz	80 A	20/80	100 mm	DIRECT	NO GAS ONLY
EASYCRAFT 150	11150	230V~1ph	145 A	15/145	100-200 mm	DIRECT	✓
BLUEMIG 110 US	11276	120V~1ph	90 A	15/90	100-200 mm	DIRECT	✓
BLUEMIG 130	11300	230V~1ph	100 A	15/100	100-200 mm	DIRECT	✓
BLUEMIG 145	11450	230V~1ph	120 A	15/120	100-200 mm	DIRECT	✓
BLUEMIG 170	11700	230V~1ph	160 A	15/160	100-200 mm	DIRECT	✓
MASTERCRAFT 205	N12090	230V~1ph	170 A	15/145	100-200 mm	EURO	✓
MASTERCRAFT 220	N12150	230V~1ph 400V~2ph+N	200 A	5/170	100-200 mm	EURO	✓
MASTERCRAFT 220 ME	N12152	230V~1ph	200 A	5/180	100-200 mm	EURO	✓


MIG ONE	36
MIG ONE US	36
EASYCRAFT 150	37
BLUMIG 110 US	38
BLUMIG 130	38
BLUMIG 145	38
BLUMIG 170	38
MASTERCRAFT 205	39
MASTERCRAFT 220	39
MASTERCRAFT 220 ME	39



# MIG ONE - MIG ONE US



Only  
MIG ONE US

 Ø100mm	FLUX
<b>11000</b>	0,8-0,9Ø
<b>10967</b>	0,8-0,9Ø

## Optional

**WELDING HELMET**  
DIN 9/11/13



**HELMET 1000 E**  
COD. 90355

**GLOVES**



COD. 90330

**MAGNETIC HELP**



COD. 88031

**WIRE**



FLUX  
Ø0,8mm  
0,5kg Cod. 92953

FLUX  
Ø0,8mm  
1,0kg Cod. 92954

FLUX  
Ø0,9mm  
0,5kg Cod. 92960

FLUX  
Ø0,9mm  
1,0kg Cod. 92967

**ANTI SPATTER  
SPRAY**



COD. 92530

**WELDING HELMET**  
DIN 11 FIX



**HELMET 2000 E 11**  
COD. 90385

**APRON**



COD. 90316

**HAMMER**



COD. 80010

**PRO HAMMER BRUSH**



COD. 80000

















## Accessories Included



Ø0,9 spool  
Ø100mm














## Technical specifications

														
	Order code	Input voltage	Absorbed power	No load voltage	Welding current	Duty cycle	Duty cycle	Regulations n°	Box volume	Box weight	Box size (mm)	PCS per masterbox	PCS per Euro pallet	Bar code
MIG ONE	11000	230V~1ph	2,8	18/25	35/95	6/95	95A@20%	2	0,03m³	14	370x331x255	<b>1</b>	<b>50</b>	8004386110003
MIG ONE US	10967	120V~1ph 60Hz	1,9	18-24	35-80	20/80	80A@30%	2	0,03m³	14	370x331x255	<b>1</b>	<b>50</b>	8004386109670


## EASYCRAFT 150

 **CONNECTABLE TO POWER GENERATOR**



- 
-  
-  
-  
-  
-  
-  



	SG2	INOX	FLUX	ALU
Ø100-200mm				
<b>11150</b>	0,6-0,8Ø	0,8Ø	0,8-0,9Ø	0,8Ø

### Optional

**WELDING HELMET**  
DIN 9/11/13



**HELMET 1000 E**  
COD. 90355

**WELDING HELMET**  
DIN 11 FIX



**HELMET 2000 E 11**  
COD. 90385

**GLOVES**



COD. 90330

**APRON**



COD. 90316

**MAGNETIC HELP**



COD. 88031

**HAMMER**



COD. 80010

**WIRE**



FLUX  
Ø0,8mm  
0,5kg Cod. 92953

FLUX  
Ø0,8mm  
1,0kg Cod. 92954

FLUX  
Ø0,9mm  
0,5kg Cod. 92960

FLUX  
Ø0,9mm  
1,0kg Cod. 92967

**WIRE**



STEEL  
Ø0,6mm  
0,5kg Cod. 92903

STEEL  
Ø0,8mm  
0,5kg Cod. 92916

INOX  
Ø0,8mm  
0,5kg Cod. 92943

ALU  
Ø0,8mm  
0,5kg Cod. 92948

















### Accessories Included



Ø0,9 spool  
Ø100mm

### Technical specifications

														
	Order code	Input voltage	Absorbed power	No load voltage	Welding current	Duty cycle	Duty cycle	Regulations	Box volume	Box weight	Box size (mm)	PCS per masterbox	PCS per Euro pallet	Bar code
EASYCRAFT 150	11150	230V~1ph	4,1	20-32	30-145	15/145	145@25%	8	0,018m <sup>3</sup>	33,1	745x305x485	1	16	8004386111505






# BLUEMIG 110 US - 130 - 145 - 170



**CONNECTABLE TO  
POWER GENERATOR**



 Ø100-200mm	SG2	INOX	FLUX	ALU
<b>11276</b>	0,6-0,8Ø	0,8Ø	0,8-0,9Ø	0,8Ø
<b>11300</b>	0,6-0,8Ø	0,8Ø	0,8-0,9Ø	0,8Ø
<b>11450</b>	0,6-0,8Ø	0,8Ø	0,8-0,9Ø	0,8Ø
<b>11700</b>	0,6-0,8Ø	0,8Ø	0,8-0,9Ø	0,8Ø

### Optional

**WELDING HELMET  
DIN 9/11/13**



**HELMET 1000 E  
COD. 90355**

**WELDING HELMET  
DIN 11 FIX**



**HELMET 2000 E 11  
COD. 90385**

**GLOVES**



**COD. 90330**

**APRON**



**COD. 90316**

**MAGNETIC HELP**



**COD. 88031**

**HAMMER**



**COD. 80010**

**WIRE**



FLUX  
Ø0,8mm  
0,5kg **Cod. 92953**

FLUX  
Ø0,8mm  
1,0kg **Cod. 92954**

FLUX  
Ø0,9mm  
0,5kg **Cod. 92960**

FLUX  
Ø0,9mm  
1,0kg **Cod. 92967**

**WIRE**



STEEL  
Ø0,6mm  
0,5kg **Cod. 92903**

STEEL  
Ø0,8mm  
0,5kg **Cod. 92916**

INOX  
Ø0,8mm  
0,5kg **Cod. 92943**















ALU  
Ø0,8mm  
0,5kg **Cod. 92948**



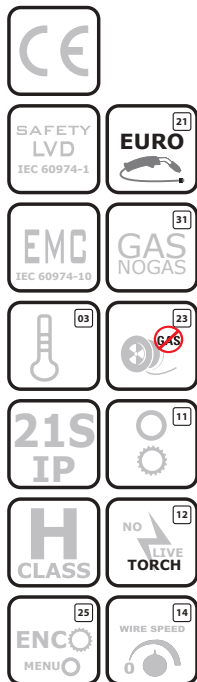
### Accessories Included



### Technical specifications


														
	Order code	Input voltage 50-60Hz	Absorbed power RVA	No load voltage	Welding current MIN MAX	Duty cycle EN 60974-2	Duty cycle 40°	Regulations n°	Box volume	Box weight	Box size (mm)	PCS per masterbox	PCS per Euro pallet	Bar code
BLUEMIG 110 US	11276	120V~1ph 60Hz	2	21-25	35-90	15/90	90A@20%	4	0,068m³	25,3	585x345x340	<b>1</b>	<b>20</b>	8004386112762
BLUEMIG 130	11300	230V~1ph	2,5	21-31	30-100	15/100	100A@20%	4	0,068m³	26	585x345x340	<b>1</b>	<b>20</b>	8004386113004
BLUEMIG 145	11450	230V~1ph	3,2	20-32	30-120	10/120	120A@20%	4	0,068m³	26,5	585x345x340	<b>1</b>	<b>20</b>	8004386114506
BLUEMIG 170	11700	230V~1ph	3,6	17-31	25-160	15/160	160A@20%	4	0,068m³	34,7	585x345x340	<b>1</b>	<b>20</b>	8004386117002

# MASTERCRAFT 205 - 220



**MASTERCRAFT 220  
230/400V  
PLUG ADAPTOR  
INCLUDED**



	SG2	INOX	FLUX	ALU
Ø100-200mm				
<b>N12090</b>	0,6Ø	0,8Ø	0,8-1Ø	0,8Ø
<b>N12150</b>	0,6-1Ø	0,8Ø	0,8-1,2Ø	0,8-1Ø

### Optional

**WELDING HELMET  
DIN 9/11/13**



**HELMET 1000 E  
COD. 90355**

**WELDING HELMET  
DIN 11 FIX**



**HELMET 2000 E 11  
COD. 90385**

**GLOVES**



**COD. 90330**

**APRON**



**COD. 90316**

**MAGNETIC HELP**



**COD. 88031**

**HAMMER**



**COD. 80010**

**WIRE**



FLUX  
Ø0,8mm  
0,5kg **Cod. 92953**

FLUX  
Ø0,8mm  
1,0kg **Cod. 92954**

FLUX  
Ø0,9mm  
0,5kg **Cod. 92960**

FLUX  
Ø0,9mm  
1,0kg **Cod. 92967**

**WIRE**



STEEL  
Ø0,6mm  
0,5kg **Cod. 92903**

STEEL  
Ø0,8mm  
0,5kg **Cod. 92916**

INOX  
Ø0,8mm  
0,5kg **Cod. 92943**















ALU  
Ø0,8mm  
0,5kg **Cod. 92948**



### Accessories Included










### Technical specifications

														
	Order code	Input voltage	Absorbed power	No load voltage	Welding current	Duty cycle	Duty cycle	Regulations	Box volume	Box weight	Box size (mm)	PCS per masterbox	PCS per Euro pallet	Bar code
MASTERCRAFT 205	N12090	230V~1ph	3,9	17-31	25-145 170 max	15/145	170A@15%	8	0,21m³	57	885x375x645	1	6	8004386120903
MASTERCRAFT 220	N12150	230V~1ph 400V~2ph+N	4,8	17-35	25-170 200 max	5/170	200A@15%	8	0,21m³	66	885x375x645	1	6	8004386121504
MASTERCRAFT 220 ME	N12152	230V~1ph	4,8	17-35	25-180 200 max	5/180	200A@15%	8	0,21m³	66	885x375x645	1	6	8004386121528



# Hobby

**BATTERY CHARGER & BOOSTER**

	CODE							
BAT 10	77510	230V~1ph	6 - 12 V	2		✓		
BAT 13	77500	230V~1ph	12 V		✓	✓		
BAT 14	77540	230V~1ph	6 - 12 V	2	✓	✓		
BAT 15	77550	230V~1ph	12 - 24 V	2	✓	✓		
ENERBOX 6	71050	230V~1ph	12 V		✓	✓		
ENERBOX 7	71080	230V~1ph	12 V		✓	✓		
ENERBOX 8	71100	230V~1ph	6 - 12 V	2	✓	✓		
ENERBOX 10	71150	230V~1ph	6 - 12 V	2	✓	✓		
ENERBOX 13	71166	230V~1ph	12 V	2	✓	✓		
ENERBOX 15	71200	230V~1ph	12 - 24 V	2	✓	✓		
AY 600	71113	230V~1ph	6 - 12 V	2		✓		
PROFESSIONAL 30	72110	230V~1ph	12 - 24 V	2	✓	✓		
PROFESSIONAL 40	72210	230V~1ph	12 - 24 V	2	✓	✓		
PROFESSIONAL 160	74160	230V~1ph	12 V	2	✓	✓		
PROFESSIONAL 210	74020	230V~1ph	12 - 24 V	2	✓	✓		
AUTOMATIC 30	77660	230V~1ph	12 - 24 V	AUTOMATIC	DISPLAY	✓	✓	✓
THOR 150	74100	230V~1ph	12 V	3	✓	✓		
THOR 320	75010	230V~1ph	12 - 24 V	3	✓	✓		
ENERGY 1500	80150	230V~1ph	12 V					
ENERGY 2000	80200	230V~1ph	12 V					
ENERGY 2500	80250	230V~1ph	12 - 24 V					
MISTER CHARGE 130	80020	100-240V~1ph						
MISTER CHARGE 150	80025	100-240V~1ph						
MISTER CHARGE 200	80030	100-240V~1ph						

BAT 10	pag. 42
BAT 13	43
BAT 14	43
BAT 15	43
ENERBOX 6	44
ENERBOX 7	44
ENERBOX 8	44
ENERBOX 10	44
ENERBOX 13	44
ENERBOX 15	44
AY 600	45
PROFESSIONAL 30	46

PROFESSIONAL 40	pag. 46
PROFESSIONAL 160	47
PROFESSIONAL 210	47
AUTOMATIC 30	48
THOR 150	49
THOR 320	49
ENERGY 1500	50
ENERGY 2000	50
ENERGY 2500	50
MISTER CHARGE 130	51
MISTER CHARGE 150	52
MISTER CHARGE 200	53





# BAT 10













 **CHARGER**



**BAT 10**  
5-40 Ah





### Technical specifications

	 CODE	 Input voltage	 Absorbed power	 Battery voltage	 Effective current	 EN60335 12 V	 Box volume	 Kg weight	 Box size (mm)	 PCS per masterbox	 PCS per Euro pallet	 Bar code
BAT 10	77510	230V~1ph	65W	12V 6V	4A 4A	2,7A 2,7A	0,005m <sup>3</sup>	1,3	115x105x190	<b>10</b>	<b>320</b>	8004386775103













# BAT 13 - 14 - 15

 **CHARGER**



 Ah	<b>BAT 13</b>	<b>BAT 14</b>	<b>BAT 15</b>	 Pb
	10-30 Ah	15-70 Ah	25-100 Ah (12V) 20-50 Ah (24V)	

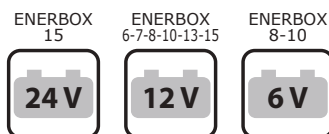
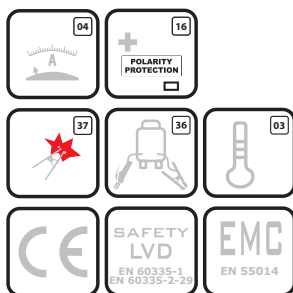
### Technical specifications

	 Order code	 Input voltage	 Absorbed power	 Battery voltage	 Effective current	 EN60335 12 V	 Box volume	 Box weight	 Box size (mm)	 PCS per masterbox	 PCS per Euro pallet	 Bar code
BAT 13	77500	230V~1ph	50W	12V	3,1A	2,1 A	0,005m <sup>3</sup>	1,3	190x110x210	<b>10</b>	<b>320</b>	8004386775004
BAT 14	77540	230V~1ph	80W	12V 6V	6,3A	4,2 A	0,005m <sup>3</sup>	1,6	190x110x210	<b>10</b>	<b>320</b>	8004386775400
BAT 15	77550	230V~1ph	130W	24V 12V	5,2A 10,6A	3,5 A 7,1 A	0,007m <sup>3</sup>	2,8	220x130x250	<b>6</b>	<b>252</b>	8004386775509



# ENERBOX 6 - 7 - 8 - 10 - 13 - 15

**CHARGER**



	<b>ENERBOX 6</b>	<b>ENERBOX 7</b>	<b>ENERBOX 8</b>	<b>ENERBOX 10</b>	<b>ENERBOX 13</b>	<b>ENERBOX 15</b>
<b>Ah</b>	10-40 Ah	15-80 Ah	10-50 Ah (6V) 15-80 Ah (12V)	15-60 Ah (6V) 30-100 Ah (12V)	30-100 Ah	30-120 Ah(12V) 15-80 Ah(24V)



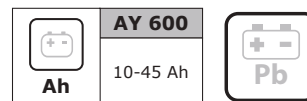
### Technical specifications

	CODE	Input voltage	Absorbed power	Battery voltage	Effective current	EN60335	Box volume	Box weight	Box size (mm)	PCS per masterbox	PCS per Euro pallet	Bar code
	Order code	50-60Hz	MW	V	A		m <sup>3</sup>	Kg	mm			
ENERBOX 6	71050	230V~1ph	75W	12V	5A	4A	0,006m <sup>3</sup>	2,7	260x140x180	<b>6</b>	<b>216</b>	8004386710500
ENERBOX 7	71080	230V~1ph	95W	12V	6,1A	4,9A	0,010m <sup>3</sup>	4	260x260x155	<b>4</b>	<b>144</b>	8004386710807
ENERBOX 8	71100	230V~1ph	110W 70W	12V 6V	7A	5,6A	0,010m <sup>3</sup>	4,1	260x260x155	<b>4</b>	<b>144</b>	8004386711002
ENERBOX 10	71150	230V~1ph	110W 80W	12V 6V	7A	6A	0,010m <sup>3</sup>	4,4	260x260x155	<b>4</b>	<b>144</b>	8004386711507
ENERBOX 13	71166	230V~1ph	160W	12V	11,5A	9,2A	0,010m <sup>3</sup>	4,6	260x260x155	<b>4</b>	<b>144</b>	8004386711668
ENERBOX 15	71200	230V~1ph	170W 180W	24V 12V	12,2A	5,3A 9,8A	0,010m <sup>3</sup>	4,6	260x260x155	<b>4</b>	<b>144</b>	8004386712009














# AY 600

 **CHARGER**

**COMPRESSOR INSIDE** 



**Technical specifications**

	 CODE	 Input voltage	 Absorbed power	 Battery voltage	 Effective current	 I <sub>2</sub>	 Compressor	 Box volume	 Box weight	 Box size (mm)	 PCS per masterbox	 PCS per Euro pallet	 Bar code
AY 600	71113	230V~1ph	60W 30W	12V 6V	3,5A	3 A	300psi	0,01m <sup>3</sup>	2,9	260x185x145	6	144	8004386711132





# PROFESSIONAL 30 - 40



**CHARGER**

**AMPEROMETER**

**REVERSE POLARITY PROTECTION**

**FAST CHARGER**

**SLOW CHARGER**


	PROFESSIONAL 30	PROFESSIONAL 40
	2	2
	2	2

			PROFESSIONAL 30	PROFESSIONAL 40	
			30-140 Ah	30-220 Ah	

### Technical specifications

	Order code	Input voltage	Absorbed power	Battery voltage	Effective current	EN60335	Regulation n°	Box volume	Box weight	Box size (mm)	PCS per masterbox	PCS per Euro pallet	Bar code
PROFESSIONAL 30	72110	230V~1ph	200W 400W	12V 24V	16,2A 17,5A	13A 14A	4	0,031m³	8,4	380x335x245	1	52	8004386721100
PROFESSIONAL 40	72210	230V~1ph	330W 660W	12V 24V	25,5A 27,5A	20A 22A	4	0,031m³	9,1	380x335x245	1	52	8004386722107

# PROFESSIONAL 160 - 210



**CHARGER**

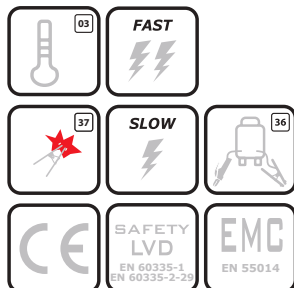
**BOOSTER**

**AMPEROMETER**

**REVERSE POLARITY PROTECTION**

**FAST CHARGER**

**SLOW CHARGER**



	PROFESSIONAL 160	PROFESSIONAL 210
	2,7 kW	5,3 kW
	120 A	210A (12V) 180A (24V)
	80 A	140A (12V) 120A (24V)

	PROFESSIONAL 160	PROFESSIONAL 210
	1	2
	1	2

	PROFESSIONAL 160	PROFESSIONAL 210
	40-140 Ah	60-180 Ah

### Technical specifications

	CODE												
	Order code	Input voltage	Absorbed power	Battery voltage	Effective current	EN60335-12V	Regulation n°	Box volume	Box weight	Box size (mm)	PCS per masterbox	PCS per Euro pallet	Bar code
PROFESSIONAL 160	74160	230V~1ph	230W	12V	30A	14A	3	0,027m³	8,7	380x335x245	1	52	8004386741603
PROFESSIONAL 210	74020	230V~1ph	690W	12V 24V	32A 25A	18A 22A	3	0,027m³	14	380x335x245	1	52	8004386740200



# AUTOMATIC 30

*automatic*

**CHARGER**

**DIGITAL  
AMPEROMETER**

**END OF CHARGE**

**NO POLARITY**



FAST	SLOW
03	15
37	16

**24V** **12V**

	<b>AUTOMATIC 30</b>			
	30-200 Ah			

### Technical specifications

	CODE	Input voltage	Absorbed power	Battery voltage	Effective current	Regulation n°	Box volume	Box weight	Box size (mm)	PCS per masterbox	PCS per Euro pallet	Bar code
AUTOMATIC 30	77660	230V~1ph	380W	12V 24V	30A 12A	20A 9A	0,031m³	9	380x335x245	1	52	8004386776605

# THOR 150 - 320

**CHARGER**

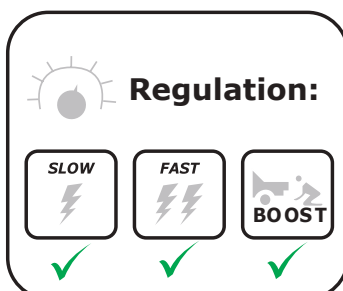
**BOOSTER**

**SLOW CHARGER**

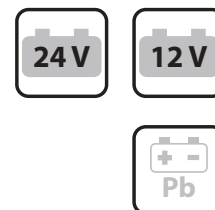
**FAST CHARGER**



Only THOR 320



THOR 320



### Technical specifications

	CODE	Input voltage	Max Absorbed power	Battery voltage	CHARGE				BOOST		Regulation n°	Box volume	Box weight	Box size (mm)	PCS per masterbox	PCS per Euro pallet	Bar code
					I <sub>EFF</sub>	I <sub>2</sub>	I <sub>EFF</sub>	I <sub>2</sub> /V/C	MIN Capacity	MAX Capacity							
THOR 150	74100	230V~1ph	290W 1,9kW	12V	30A	18A	120A	80A	10Ah (2h)	270Ah (12h)	3	0,016m <sup>3</sup>	7,8	220x200x370	1	70	8004386741009
THOR 320	75010	230V~1ph	690W 5,3kW	12V 24V	32A 25A	22A 18A	210A 180A	140A 120A	35Ah (2h)	660Ah (24h)	3+3	0,042m <sup>3</sup>	16,5	320x215x620	1	36	8004386750100





# ENERGY 1500 - 2000 - 2500

 **BOOSTER**













**COMPRESSOR INSIDE** 



Only ENERGY 1500



### Technical specifications

	 CODE	 50-60Hz Input voltage	 Battery voltage	 Ah Battery capacity	 I <sub>2</sub> Max	 I <sub>2</sub> C/C Rated charge current	 Box volume	 Kg Box weight	 Box size (mm)	 PCS per masterbox	 PCS per Euro pallet	 BAR CODE Bar code
ENERGY 1500	80150	230V~1ph	12V	17Ah	300A	700A	0,025m <sup>3</sup>	7,5	375x185x385	<b>2</b>	<b>60</b>	8004386801505
ENERGY 2000	80200	230V~1ph	12V	38Ah	600A	1400A	0,032m <sup>3</sup>	14	375x205x430	<b>1</b>	<b>40</b>	8004386802007
ENERGY 2500	80250	230V~1ph	12V 24V	17Ah	300A	1300A 900A	0,032m <sup>3</sup>	14,3	375x205x430	<b>1</b>	<b>48</b>	8004386802502

# MISTER CHARGE 130

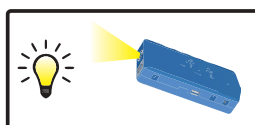



**BOOSTER**

**DEVICE CHARGER**

**MULTIFUNCTION**

**ACCESSORIES INCLUDED**



	<b>MISTER CHARGE 130</b>
	12000 mAh

**Technical specifications**

	CODE	50-60Hz Input voltage	V/I OUTPUT	V/I START	LED mode	FULL Charging time	Kg Box weight	Box size (mm)	Pcs per masterbox	BAR CODE
MISTER CHARGE 130	80020	100-240V~1ph	USB 5V/1A DC	12V/200A 300A peak	3	4 Hours	0,9	265x190x55	20	8004386800201



# MISTER CHARGE 150

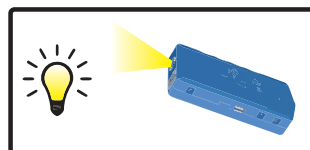



**BOOSTER**

**DEVICE CHARGER**

**MULTIFUNCTION**

**ACCESSORIES INCLUDED**



**MISTER CHARGE 150**

14000 mAh

### Technical specifications

	CODE	Input voltage	OUTPUT	START	LED mode	FULL	Kg	Box size (mm)	PCS per masterbox	BAR CODE
	Order code	Input voltage	Output	Start	LED mode	Charging time	Box weight	Box size (mm)	PCS per masterbox	Bar code
MISTER CHARGE 150	80025	100-240V~1ph	5V/2A USB 12V/2A 19V/3,5A	12V/300A 400A peak	3	4 Hours	1	265x190x55	<b>20</b>	8004386800256

# MISTER CHARGE 200

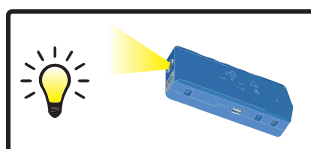



**BOOSTER**

**DEVICE CHARGER**

**MULTIFUNCTION**

**ACCESSORIES INCLUDED**



	<b>MISTER CHARGE 200</b>
	16800 mAh

**Technical specifications**









	CODE	Input voltage	OUTPUT	START	LED mode	Charging time	Box weight	Box size (mm)	PCS per masterbox	BAR CODE
	Order code	50-60Hz	Output	Start	LED mode	Full	Kg	Box size (mm)	PCS per masterbox	Bar code
MISTER CHARGE 200	80030	100-240V~1ph	5V/2A USB 12V/2A 19V/3,5A	12V/300A 600A peak	3	4 Hours	1,1	265x190x55	<b>20</b>	8004386800300





# Hobby

**BATTERY CHARGER INVERTER**

	CODE								
<b>AUTOMATIC 10</b>	<b>73400</b>	<b>230V~1ph</b>	<b>12 V</b>		✓	✓			
<b>AUTOMATIC 20</b>	<b>73450</b>	<b>230V~1ph</b>	<b>12 - 24 V</b>	✓	✓	✓	✓	✓	✓
<b>MOTOBOX</b>	<b>73500</b>	<b>230V~1ph</b>	<b>12 V</b>	✓	✓	✓	✓	✓	✓
<b>SMARTCHARGE 1000</b>	<b>76110</b>	<b>230V~1ph</b>	<b>12 V</b>	✓	✓	✓	✓	✓	✓
<b>SMARTCHARGE 2000</b>	<b>76125</b>	<b>230V~1ph</b>	<b>12 V</b>	✓	✓	✓	✓	✓	✓
<b>SMARTCHARGE 3000</b>	<b>76135</b>	<b>230V~1ph</b>	<b>12 V</b>	✓	✓	✓	✓	✓	✓
<b>TECNOCHARGE 4000</b>	<b>76400</b>	<b>230V~1ph</b>	<b>12 V</b>	✓	✓	✓	✓	✓	✓

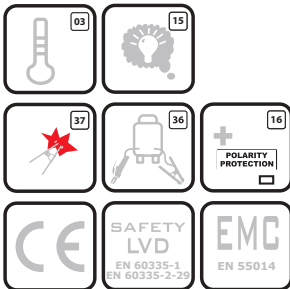
AUTOMATIC 10	56
AUTOMATIC 20	57
MOTOBOX	58
SMARTCHARGE 1000	59
SMARTCHARGE 2000	59
SMARTCHARGE 3000	59
TECNOCHARGE 4000	60



# AUTOMATIC 10



**AUTOMATIC  
SWITCH OFF**



	<b>AUTOMATIC 10</b>
<b>Ah</b>	30 Ah



### Technical specifications

	Order code	Input voltage	Absorbed power	Battery voltage	EN60335 12 V	Box volume	Box weight	Box size (mm)	PCS per masterbox	PCS per Euro pallet	Bar code
AUTOMATIC 10	73400	230V~1ph	35W	12V	1A	0,002m <sup>3</sup>	0,5	250x125x60	<b>10</b>	<b>400</b>	8004386734001

# AUTOMATIC 20



**TEST**



RECONDITIONING



**AUTOMATIC  
SWITCH OFF**



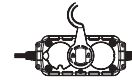
**CHARGE  
MODE**



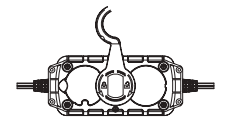
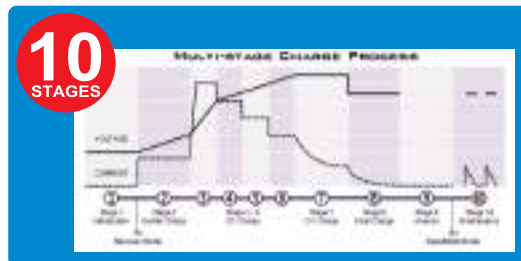
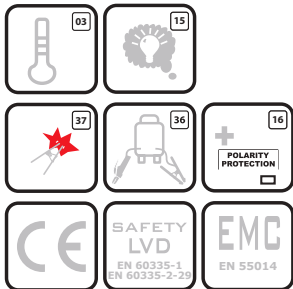
MAINTENANCE



**PULSE**



**EASY  
TO HOOK**



**Easy To Hook**

	<b>AUTOMATIC 20</b>				
Ah	120 Ah				


**Technical specifications**

	Order code	Input voltage	Absorbed power	Battery voltage	EN60335 12 V	Box volume	Box weight	Box size (mm)	PCS per masterbox	PCS per Euro pallet	Bar code
AUTOMATIC 20	73450	230V~1ph	110W	12V 24V	6A 3A	0,002m <sup>3</sup>	0,8	265x150x65	<b>10</b>	<b>400</b>	8004386734506






# MOTOBOX



**AUTOMATIC  
SWITCH OFF**



**MAINTENANCE**




	<b>MOTOBOX</b>
<b>Ah</b>	60 Ah



### Technical specifications

	Order code	Input voltage	Absorbed power	Battery voltage	Effective current	EN60335 12 V	Box volume	Box weight	Box size (mm)	PCS per masterbox	PCS per Euro pallet	Bar code
MOTOBOX	73500	230V~1ph	65W	12V	4,3A	4A	0,006m³	2,7	375x150x70	<b>10</b>	<b>400</b>	8004386735008

# SMARTCHARGE 1000 - 2000 - 3000



	SMARTCHARGE 1000	SMARTCHARGE 2000	SMARTCHARGE 3000
<b>Ah</b>	60 Ah	80 Ah	120 Ah



### Technical specifications

	CODE	50-60Hz	P <sub>50%</sub>	Battery	I <sub>EFF</sub>	I <sub>2</sub>	Box	Kg	Box	PCS	PCS	BAR CODE
	Order code	Input voltage	Absorbed power	Battery voltage	Effective current	EN60335 12 V	Box volume	Box weight	Box size (mm)	PCS per masterbox	PCS per Euro pallet	Bar code
SMARTCHARGE 1000	76110	230V~1ph	65W	12V	4,3A	4A	0,002m <sup>3</sup>	1,3	265x150x70	<b>10</b>	<b>400</b>	8004386761106
SMARTCHARGE 2000	76125	230V~1ph	85W	12V	5,5A	5A	0,002m <sup>3</sup>	1,3	265x150x70	<b>10</b>	<b>400</b>	8004386761250
SMARTCHARGE 3000	76135	230V~1ph	120W	12V	7,6A	7A	0,002m <sup>3</sup>	1,3	265x150x70	<b>10</b>	<b>400</b>	8004386761359



# TECNOCHARGE 4000



**AUTOMATIC  
SWITCH OFF**



**MAINTENANCE**



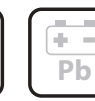
**7** 1. DESULPHATION - 2. SOFT START - 3. BULK  
4. ABSORPTION - 5. BATTERY TEST  
6. RECONDITION - 7. FLOAT

STAGES

7-STAGES INVERTER AUTOMATIC SWITCHMODE



**TECNOCHARGE  
4000**  
160 Ah



Technical specifications												
	CODE	Input Voltage	Absorbed power	Battery Voltage	Effective current	I <sub>2</sub>	Box volume	Box weight	Box size (mm)	PCS per masterbox	PCS per Euro pallet	Bar code
TECNOCHARGE 4000	76400	230V~1ph	307W	12V	10,2A	10A	0,002m <sup>3</sup>	1,3	265x150x70	<b>10</b>	<b>400</b>	8004386764008










**ENERGIA A PORTATA DI MANO.**





# **INDUSTRIAL**

## **MMA INVERTER**

	CODE	CODE WITH PLASTIC CASE or CARTON BAG							
PLUS 160	55716		230V~1ph	160 A	40/160	1,6-4 mm	35 - 50 mm <sup>2</sup>		✓
PLUS 210	55721		230V~1ph	200 A	40/200	1,6-5 mm	35 - 50 mm <sup>2</sup>		✓
PLUS 250 TIG LIFT	55725		230V~1ph	220 A	40/220	1,6-5 mm	35 - 50 mm <sup>2</sup>		✓
PLUS 210 CELL	55730		230V~1ph	200 A	40/200	1,6-5 mm	35 - 50 mm <sup>2</sup>		✓
PRESIDENT 350	58550		400V~3ph	270 A	30/270	1,6-5 mm	35 - 50 mm <sup>2</sup>		✓
PRESIDENT 500	58600		400V~3ph	330 A	60/330	1,6-6 mm	35 - 50 mm <sup>2</sup>		✓

PLUS 160	pag.
PLUS 210	64
PLUS 250 TIG LIFT	64
PLUS 210 CELL	65
PRESIDENT 350	66
PRESIDENT 500	67



# PLUS 160 - 210

## inverter

**FLEX INPUT VOLTAGE**  
170-250

**CONNECTABLE TO POWER GENERATOR**

**100% DUTY CYCLE**



**DINSE 35-50**

**CE**

**SAFETY LVD**  
IEC 60974-1

**EMC**  
IEC 60974-10

**IGBT INSULATED GATE BIPOLAR TRANSISTOR**

**21S IP**

**H CLASS**



### Optional

**WELDING HELMET DIN 9/11/13**



**HELMET 1000 E**  
COD. 90355

**GLOVES**



**COD. 90330**

**MAGNETIC HELP**



**COD. 88031**

**ELECTRODES E6013 RUTILE**



Ø2,0mm 25pcs  
50pcs  
**Cod. 90470**  
**Cod. 90480**

**ELECTRODES E6013 RUTILE**



Ø2,0mm 402pcs  
**Cod. 90731**  
Ø2,5mm 303pcs  
**Cod. 90745**  
Ø3,2mm 202pcs  
**Cod. 90755**

**WELDING HELMET DIN 11 FIX**



**HELMET 2000 E 11**  
COD. 90385

**APRON**



**COD. 90316**

**HAMMER**



**COD. 80010**



### Accessories Included



### Elettrodi/Electrodes

**Rutilici/Rutile - AWS E6013**  
**Inox/Stainless Steels - AWS E308**  
**Basici/Basic - AWS E7018**  
**Ghisa/Cast Iron - AWS A5.15**

### Technical specifications

	CODE	50-60Hz	160% KVA			40°								
	Order code	Input voltage	Absorbed power	No load voltage	Welding current	Duty cycle	Duty cycle	Electrodes (mm)	Box volume	Box weight	Box size (mm)	PCS per masterbox	PCS per Euro pallet	Bar code
PLUS 160	55716	230V~1ph	6,5	65	10-160	40/160	160A@100%	1,6-4	0,03m <sup>3</sup>	8,7	310x440x240	1	48	8004386557167
PLUS 210	55721	230V~1ph	8,5	65	15-200	40/200	200A@100%	1,6-5	0,03m <sup>3</sup>	9,1	310x440x240	1	48	8004386557211



# PLUS 250 TIG LIFT

## inverter

**FLEX INPUT VOLTAGE**

**CONNECTABLE TO POWER GENERATOR**

**100% DUTY CYCLE**

**TIGLIFT**

**DINSE 35-50**

**CE**

**SAFETY LVD IEC 60974-1**

**EMC IEC 60974-10**

**IGBT INSULATED GATE BIPOLAR TRANSISTOR**

**21S IP**

**H CLASS**



### Optional

**WELDING HELMET DIN 9/11/13**



**HELMET 1000 E COD. 90355**

**WELDING HELMET DIN 11 FIX**



**HELMET 2000 E 11 COD. 90385**

**GLOVES**



**COD. 90330**

**APRON**



**COD. 90316**

**MAGNETIC HELP**



**COD. 88031**

**HAMMER**



**COD. 80010**

**TIG TORCH 17 V**



**COD. 96000**

**DINSE 25 TO 35 ADAPTER**



**COD. 90634**

**KIT COD. 96009 (96000 + 90634)**

**ELECTRODES E6013 RUTILE**



**Ø2,0mm 402pcs Cod. 90731**

**Ø2,5mm 303pcs Cod. 90745**

**Ø3,2mm 202pcs Cod. 90755**



### Accessories Included



### Elettrodi/Electrodes

**Rutilici/Rutile - AWS E6013  
Inox/Stainless Steels - AWS E308  
Basici/Basic - AWS E7018  
Ghisa/Cast Iron - AWS A5.15**

### Technical specifications

	CODE	V	P	Vo	I <sub>2</sub> [A]	X <sub>40°/I<sub>1</sub>[A]</sub>	X <sub>20°C</sub>	Electrodes (mm)	Box volume	Kg	Box size (mm)	PCS per masterbox	PCS per Euro pallet	BAR CODE
	Order code	Input voltage	Absorbed power	No load voltage	Welding current	Duty cycle	Duty cycle	Electrodes (mm)	Box volume	Box weight	Box size (mm)	PCS per masterbox	PCS per Euro pallet	BAR CODE
PLUS 250 TIG LIFT	55725	230V~1ph	8,5	65	15-220	40/220	220A@100%	1,6-5	0,03m <sup>3</sup>	9,1	310x440x240	1	48	8004386557259





# PLUS 210 CELL

## inverter

**FLEX INPUT VOLTAGE**  
170-250

**CONNECTABLE TO POWER GENERATOR**

**100% DUTY CYCLE**



**DINSE 35-50**

**CE**

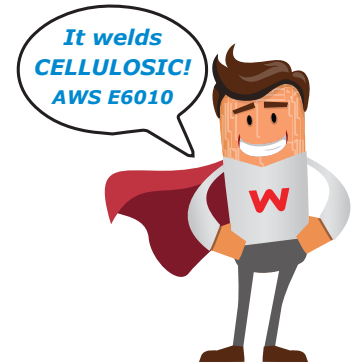
**SAFETY LVD**  
IEC 60974-1

**EMC**  
IEC 60974-10

**IGBT INSULATED GATE BIPOLAR TRANSISTOR**

**21S IP**

**H CLASS**



### Optional

**WELDING HELMET DIN 9/11/13**



**HELMET 1000 E**  
COD. 90355

**WELDING HELMET DIN 11 FIX**



**HELMET 2000 E 11**  
COD. 90385

**GLOVES**



**COD. 90330**

**APRON**



**COD. 90316**

**MAGNETIC HELP**



**COD. 88031**

**HAMMER**



**COD. 80010**

**ELECTRODES E6013 RUTILE**



Ø2,0mm 25pcs  
50pcs  
**Cod. 90470**  
**Cod. 90480**

Ø2,5mm 25pcs  
50pcs  
**Cod. 90471**  
**Cod. 90481**

Ø3,2mm 15pcs  
**Cod. 90490**

**ELECTRODES E6013 RUTILE**



Ø2,0mm 402pcs  
**Cod. 90731**

Ø2,5mm 303pcs  
**Cod. 90745**

Ø3,2mm 202pcs  
**Cod. 90755**



### Accessories Included



### Elettrodi/Electrodes

**Rutilici/Rutile - AWS E6013**  
**Inox/Stainless Steels - AWS E308**  
**Basici/Basic - AWS E7018**  
**Ghisa/Cast Iron - AWS A5.15**  
**Cellulosico/Cellulosic - AWS E6010**

### Technical specifications

	CODE	V	P	Vo	I <sub>2</sub> [A]	X <sub>40°</sub> /I <sub>1</sub> [A]	X <sub>20°C</sub>	Electrodes (mm)	Box volume	Kg	Box size (mm)	PCS per masterbox	PCS per Euro pallet	BAR CODE
	Order code	Input voltage	Absorbed power	No load voltage	Welding current	Duty cycle	Duty cycle							
PLUS 210 CELL	55730	230V~1ph	8,5	90	25-200	40/200	200A@100%	1,6-5	0,03m <sup>3</sup>	10	345x445x225	1	35	8004386557303



# PRESIDENT 350 - 500

## inverter



CONNECTABLE TO  
POWER GENERATOR



3PH

DINSE  
35-50



SAFETY  
LVD  
IEC 60974-1

EMC  
IEC 60974-10

STANDBY

21S  
IP

H  
CLASS



STANDBY  
FUNCTION



### Optional

WELDING HELMET  
DIN 9/11/13



HELMET 1000 E  
COD. 90355

WELDING HELMET  
DIN 11 FIX



HELMET 2000 E 11  
COD. 90385

GLOVES



COD. 90330

APRON



COD. 90316

MAGNETIC HELP



COD. 88031

HAMMER



COD. 80010

ELECTRODES  
E6013 RUTILE



Ø2,0mm  
25pcs  
50pcs

Cod. 90470  
Cod. 90480

Ø2,5mm  
25pcs  
50pcs

Cod. 90471  
Cod. 90481

Ø3,2mm  
15pcs

Cod. 90490

ELECTRODES  
E6013 RUTILE



Ø2,0mm  
402pcs

Cod. 90731

Ø2,5mm  
303pcs

Cod. 90745

Ø3,2mm  
202pcs

Cod. 90755



### Accessories Included



### Elettrodi/Electrodes

Rutilici/Rutile - AWS E6013  
Inox/Stainless Steels - AWS E308  
Basici/Basic - AWS E7018  
Ghisa/Cast Iron - AWS A5.15  
Cellulosico/Cellulosic - AWS E6010 (only  
PRESIDENT 500)

### Technical specifications






	CODE	50-60Hz	P MAX kVA	Vo	I <sub>2</sub> [A]	X <sub>u</sub> /I <sub>s</sub> [A] 40° EN 60974-1	X <sub>20</sub> °C	Electrodes (mm)	Box volume	Kg	Box size (mm)	PCS per masterbox	PCS per Euro pallet	BAR CODE
	Order code	Input voltage	Absorbed power	No load voltage	Welding current	Duty cycle	Duty cycle	Electrodes (mm)	Box volume	Box weight	Box size (mm)	PCS per masterbox	PCS per Euro pallet	Bar code
PRESIDENT 350	58550	400V~3ph	11	88	10-270	30/270	270A@60%	1,6-5	0,21m <sup>3</sup>	19	410x200x350	1	16	8004386585504
PRESIDENT 500	58600	400V~3ph	13	98	10-330	60/330	330A@100%	1,6-6	0,21m <sup>3</sup>	32	410x200x350	1	16	8004386586006










# INDUSTRIAL

MIG TIG PLASMA INVERTER



	CODE						GAS/NO GAS
MIKROMIG 1600	59060	230V~1ph	135 A - MIG 120 A - MMA	25/135	Ø100/200 and with REEL BRACKET Ø300mm	DIRECT	✓
MIKROMIG 1800	59080	230V~1ph	155 A - MIG 140 A - MMA	25/155	Ø100/200 and with REEL BRACKET Ø300mm	DIRECT	✓
MIKROMIG 1800 EURO	59090	230V~1ph	155 A - MIG 140 A - MMA	25/155	Ø100/200 and with REEL BRACKET Ø300mm	EURO	✓
SMARTMIG 2000	59160	230V~1ph	160 A - MIG 160 A - MMA 160 A - TIG	30/160	Ø200 mm and with SPOOL GUN Ø100mm	EURO	✓
SMARTMIG 2200	59190	230V~1ph	200 A - MIG 200 A - MMA 200 A - TIG	30/200	Ø200 mm and with SPOOL GUN Ø100mm	EURO	✓
DOUBLE PULSEMIG 2500	59210	230V~1ph	200 A - MIG 180 A - MMA	30/200 - MIG 30/180 - MMA	Ø100/200 mm	EURO	✓
MIG 352	N18330	230V~1ph	250 A - MIG 250 A - MMA 250 A - TIG	60/250	Ø200/300 mm	EURO	✓
MIG 350	N18430	400V~3ph	250 A - MIG 250 A - MMA 250 A - TIG	60/250	Ø200/300 mm	EURO	✓
MIG 500	N18470	400V~3ph	400 A - MIG 400 A - MMA	60/400	Ø200/300 mm	EURO	✓

	CODE					AC / DC	PULSE
TIG 160 I HF-DC PULSE	58165 68165	230V~1ph	160 A TIG 140 A MMA	50/160 TIG 50/140 MMA	✓	DC	
TIG 201 I HF-DC PULSE	58195 68195	230V~1ph	200 A TIG 160 A MMA	30/200 TIG 40/160 MMA	✓	DC	✓
TIG 210 AC/DC	58201	230V~1ph	210 A TIG 160 A MMA	35/210 TIG 25/160 MMA	✓	AC / DC	✓
TIG 320 AC/DC	58320	400V~3ph	320 A TIG 320 A MMA	35/320 TIG 20/320 MMA	✓	AC / DC	✓

	CODE				INPUT PRESSURE	MAX CUT SEPARATION	FUNCTION
PLASMA 40 COMPRESSOR	53171	230V	40 A	15/40	3 BAR	10 mm	PLASMA
PLASMA 80	53080	400V~3ph	80 A	60/80	3 BAR	45 mm	PLASMA
PLASMA 120	53100	400V~3ph	100 A	40/100	3 BAR	60 mm	PLASMA

	pag.
MIKROMIG 1600	70
MIKROMIG 1800	70
MIKROMIG 1800 EURO	71
SMARTMIG 2000	72
SMARTMIG 2200	72
DOUBLE PULSEMIG 2500	73
MIG 352	74
MIG 350	74
MIG 500	74
TIG 160 I HF-DC PULSE	75
TIG 200 I HF-DC PULSE	75
TIG 210 AC/DC	76
TIG 320 AC DC	77
PLASMA 40 COMPRESSOR	78
PLASMA 80	79
PLASMA 120	79





# MIKROMIG 1600 - 1800

**NEW PRODUCT**



## inverter

**CONNECTABLE TO POWER GENERATOR**

**AUTOMATIC TIGLIFT**

**MIG**

**MMA**

**DINSE 35-50**

**CE** SAFETY LVD IEC 60974-1

**EMC** GAS NOGAS IEC 60974-10

**IGBT INSULATED GATE BIPOLAR TRANSISTOR** NO ACTIVE TORCH

**21S IP** SPOOL Ø200 SUPPORTED

**H CLASS**

**18** **03**

**REEL BRACKET wire 15kg**



**COD. 90870**

	SG2	INOX	FLUX
Ø100/200 and with REEL BRACKET 300mm			
<b>59060</b>	0,6-1,0Ø	0,6-1,0Ø	0,8-0,9Ø
<b>59080</b>	0,6-1,0Ø	0,6-1,0Ø	0,8-0,9Ø

### Optional

**WELDING HELMET DIN 9/11/13**



**HELMET 1000 E COD. 90355**

**WELDING HELMET DIN 11 FIX**



**HELMET 2000 E 11 COD. 90385**

**MAGNETIC HELP**



**COD. 88031**

**HAMMER**



**COD. 80010**

**TIG TORCH 17 V**



**COD. 96000**

**DINSE 25 TO 35 ADAPTER**



**COD. 90634**

**KIT COD. 96009 (96000 + 90634)**

**WIRE**



**FLUX Ø0,8mm 0,5kg Cod. 92953**

**FLUX Ø0,8mm 1,0kg Cod. 92954**

**FLUX Ø0,9mm 0,5kg Cod. 92960**

**FLUX Ø0,9mm 1,0kg Cod. 92967**

**WIRE**



**STEEL Ø1,0mm 1,0kg Cod. 92933**

**STEEL Ø0,8mm 0,5kg Cod. 92916**

**INOX Ø0,8mm 0,5kg Cod. 92943**



### Accessories Included



### Technical specifications

	CODE	Input voltage	Absorbed power	No load voltage	Welding current	Duty cycle	Duty cycle	Electrodes	Box volume	Box weight	Bpx size (mm)	PCS per masterbox	PCS per Euro pallet	Bar code
MIKROMIG 1600	59060	230V~1ph	MIG 3 MMA 3,7	51	MIG 30-135 MMA 20-120	25/135	100A@100%	1,6-2,5	0,040m <sup>3</sup>	15	475x225x375	1	35	8004386590607
MIKROMIG 1800	59080	230V~1ph	MIG 3,7 MMA 4,5	51	MIG 30-155 MMA 20-140	25/155	110A@100%	1,6-3,2	0,040m <sup>3</sup>	15	475x225x375	1	35	8004386590805

## MIKROMIG 1800 EURO

**NEW  
PRODUCT**



### inverter

**CONNECTABLE TO  
POWER GENERATOR**

**AUTOMATIC  
TIGLIFT**

**MIG**

**MMA**

	<b>DINSE 35-50</b>
<b>SAFETY LVD</b> IEC 60974-1	<b>GAS NOGAS</b>
<b>EMC</b> IEC 60974-10	<b>NO LIVE TORCH</b>
<b>IGBT INSULATED GATE BIPOLAR TRANSISTOR</b>	<b>SPOOL Ø200 SUPPORTED</b>
<b>21S IP</b>	
<b>H CLASS</b>	
	<b>EURO</b>

**REEL BRACKET wire 15kg**

**COD. 90870**

	SG2	INOX	FLUX
Ø100/200 and with REEL BRACKET 300mm			
<b>59090</b>	0,6-1,0Ø	0,6-1,0Ø	0,8-0,9Ø

### Optional

**WELDING HELMET DIN 9/11/13**



**HELMET 1000 E  
COD. 90355**

**WELDING HELMET DIN 11 FIX**



**HELMET 2000 E 11  
COD. 90385**

**MAGNETIC HELP**



**COD. 88031**

**HAMMER**



**COD. 80010**

**TIG TORCH 17 V**



**COD. 96000**

**DINSE 25 TO 35 ADAPTER**



**KIT  
COD. 96009  
(96000 + 90634)**

**WIRE**



**FLUX Ø0,8mm 0,5kg  
Cod. 92953**

**FLUX Ø0,8mm 1,0kg  
Cod. 92954**

**FLUX Ø0,9mm 0,5kg  
Cod. 92960**

**FLUX Ø0,9mm 1,0kg  
Cod. 92967**

**WIRE**



**STEEL Ø1,0mm 1,0kg  
Cod. 92933**

**STEEL Ø0,8mm 0,5kg  
Cod. 92916**

**INOX Ø0,8mm 0,5kg  
Cod. 92943**



### Accessories Included



Ø0,8 spool  
Ø100mm

### Technical specifications

	CODE	Input voltage	Absorbed power	No load voltage	Welding current	Duty cycle	Duty cycle	Electrodes (mm)	Box volume	Box weight	Box size (mm)	PCS per masterbox	PCS per Euro pallet	Bar code	
MIKROMIG 1800 EURO	59090	230V~1ph	MIG 3,7 MMA 4,5	51	MIG 30-155 MMA 20-140	25/155	110A@100%	1,6-3,2	0,040m <sup>3</sup>	16	475x225x375	1	35	8004386590904	



# SMARTMIG 2000 - 2200

**NEW PRODUCT**

## SYNERGIC ALUMINIUM inverter




**CONNECTABLE TO POWER GENERATOR**

**VRD**  
VOLTAGE REDUCTION DEVICE

**TIGLIFT**

**MIG**

**MMA**

**SUPPORT SPOOL GUN**

	SG2	INOX	ALU Ø100mm with SPOOL GUN	FLUX
Ø200mm				
<b>59160</b>	0,6-1,0Ø	0,6-1,0Ø	0,6-1,0Ø	0,6-1,0Ø
<b>59190</b>	0,6-1,0Ø	0,6-1,0Ø	0,6-1,0Ø	0,6-1,0Ø

### Optional

**WELDING HELMET**  
DIN 9/11/13



**HELMET 1000 E**  
COD. 90355

**WELDING HELMET**  
DIN 11 FIX



**HELMET 2000 E 11**  
COD. 90385

**MAGNETIC HELP**



COD. 88031

**HAMMER**



COD. 80010

**TIG TORCH**  
17 V



COD. 96000

**DINSE 25 TO 35**  
ADAPTER



**KIT**  
COD. 96009  
(96000 + 90634)

**WIRE**



FLUX  
Ø0,8mm  
4,5kg Cod. 92969

FLUX  
Ø0,9mm  
4,5kg Cod. 92970

FLUX  
Ø1,0mm  
4,5kg Cod. 92980

**SPOOL GUN**



COD. 90101

**DINSE 25 TO 35**  
ADAPTER



COD. 90634



### Accessories Included



### Elettrodi/Electrodes

Rutilici/Rutile - AWS E6013  
Inox/Stainless Steels - AWS E308-E316  
Basici/Basic - AWS E7018  
Ghisa/Cast Iron - AWS A5.15

### Technical specifications

	Order code	Input voltage	Absorbed power	No load voltage	Welding current	Duty cycle	Duty cycle	Electrodes (mm)	Box volume	Box weight	Box size (mm)	PCS per masterbox	PCS per Euro pallet	Bar code
SMARTMIG 2000	59160	230V~1ph	MMA 5,3 TIG 3,3 MIG 4,4	65	MMA 40-160 TIG 15-160 MIG 16-160	MMA 30/160 TIG 30/160 MIG 30/160	MMA TIG MIG 160A@60%	MMA 1,6-4,0 TIG 1,6-3,2	0,065m <sup>3</sup>	18,9	630x240x435	1	20	8004386591604
SMARTMIG 2200	59190	230V~1ph	MMA 10 TIG 6,5 MIG 8,5	65	MMA 40-200 TIG 15-200 MIG 16-200	MMA 30/200 TIG 30/200 MIG 30/200	MMA TIG MIG 200A@60%	MMA 1,6-4,0 TIG 1,6-3,2	0,065m <sup>3</sup>	18,9	630x240x435	1	20	8004386591901



# DOUBLE PULSE MIG 2500

**NEW PRODUCT**



- 
- 
- 
- 
- 
- 
- 
- 
- 
- 
- 
- 



**inverter**  
**SYNERGIC**

**CONNECTABLE TO POWER GENERATOR**

**DOUBLEPULSE**

**ALUMINIUM**

**MIG**

**MMA**

	SG2	INOX	ALU	FLUX
 Ø100/200 and with REEL BRACKET 300mm				
<b>59210</b>	0,8-1,2Ø	0,8-1,2Ø	0,8-1,2Ø	0,8-1,0Ø

**Optional**

**WELDING HELMET**  
DIN 9/11/13



**HELMET 1000 E**  
COD. 90355

**WELDING HELMET**  
DIN 11 FIX



**HELMET 2000 E 11**  
COD. 90385

**GLOVES**



**COD. 90330**

**APRON**



**COD. 90316**

**MAGNETIC HELP**



**COD. 88031**

**HAMMER**



**COD. 80010**

**WIRE**



FLUX  
Ø0,8mm  
0,5kg **Cod. 92953**

FLUX  
Ø0,8mm  
1,0kg **Cod. 92954**

FLUX  
Ø0,9mm  
0,5kg **Cod. 92960**

FLUX  
Ø0,9mm  
1,0kg **Cod. 92967**

**WIRE**



STEEL  
Ø0,6mm  
0,5kg **Cod. 92903**

STEEL  
Ø0,8mm  
0,5kg **Cod. 92916**

INOX  
Ø0,8mm  
0,5kg **Cod. 92943**



**Accessories Included**



**Elettrodi / Electrodes**

Rutilici/Rutile - AWS E6013  
Inox/Stainless Steels - AWS E308-E316  
Basici/Basic - AWS E7018  
Ghisa/Cast Iron - AWS A5.15

**Technical specifications**

	Order code	Input voltage	Absorbed power	No load voltage	Welding current	Duty cycle	Duty cycle	Electrodes (mm)	Box volume	Box weight	Box size (mm)	PCS per master box	PCS per Euro pallet	Bar code
DOUBLE PULSE MIG 2500	59210	230V~1ph	8	69	MIG 30-200 MMA 20-180	MIG 30/200 MMA 30/180	MIG 200A@60% MMA 180A@60%	1,6-5,0	0,040m³	19	475x225x375	1	35	8004386592106





# MIG 352 - 350 - 500

**NEW  
PRODUCT**

## ALUMINIUM inverter



- ENCO MENU
- CE
- SAFETY LVD IEC 60974-1
- NO LIVE TORCH
- EMC IEC 60974-10
- GAS NOGAS
- IGBT INSULATED GATE BIPOLAR TRANSISTOR
- 2T 4T MODE
- 21S IP
- H CLASS
- EURO

**CONNECTABLE TO  
POWER GENERATOR**

**VRD**  
VOLTAGE REDUCTION DEVICE

**TIGLIFT**  
\*Only N18330 - N18430

**MIG**

**MMA**



	SG2	INOX	ALU	FLUX
Ø200/300mm				
<b>N18330</b>	0,6-1,0Ø	0,6-1,0Ø	0,8-1,0Ø	0,8-1,2Ø
<b>N18430</b>	0,6-1,2Ø	0,6-1,2Ø	0,8-1,2Ø	0,8-1,2Ø
<b>N18470</b>	0,6-1,6Ø	0,6-1,6Ø	0,8-1,6Ø	0,8-1,6Ø

### Optional

**WELDING HELMET  
DIN 9/11/13**



**HELMET 1000 E  
COD. 90355**

**WELDING HELMET  
DIN 11 FIX**



**HELMET 2000 E 11  
COD. 90385**

**MAGNETIC HELP**



**COD. 88031**

**HAMMER**



**COD. 80010**

**TIG TORCH  
17 V**



**COD. 96000**

**DINSE 25 TO 35  
ADAPTER**



**KIT  
COD. 96009  
(96000 + 90634)**

**WIRE**



FLUX  
Ø0,8mm  
4,5kg **Cod. 92969**

FLUX  
Ø0,9mm  
4,5kg **Cod. 92970**

FLUX  
Ø1,0mm  
4,5kg **Cod. 92980**

**SPOOL GUN**



**COD. 90101**

**PRO HAMMER BRUSH**



**Cod. 80000**



### Accessories Included




### Technical specifications

	CODE	Input voltage	Absorbed power	No load voltage	Welding current	Duty cycle	Duty cycle	Electrodes (mm)	Box volume	Box weight	Box size (mm)	PCS per masterbox	PCS per Euro pallet	Bar code
MIG 352	N18330	230V~1ph	MMA 9,4 MIG 8,3 TIG 6,3	61	MMA 25-250 MIG 50-250 TIG 15-250	60/250	194A@100%	1,6-4	0,34m³	57	935x445x810	1	8	8004386183304
MIG 350	N18430	400V~3ph	MMA 8,8 MIG 7,8 TIG 5,9	60	MMA 25-250 MIG 50-250 TIG 15-250	60/250	194A@100%	1,6-5	0,34m³	55	935x445x810	1	8	8004386184301
MIG 500	N18470	400V~3ph	MMA 8,8 MIG 7,8	60	MMA 30-400 MIG 50-400	60/400	310A@100%	1,6-5	0,34m³	68	935x445x810	1	8	8004386184707

## TIG 160 I HF-DC PULSE - TIG 200 I HF-DC PULSE

**NEW PRODUCT**



- SAVE PROGRAM**
- SAFETY LVD** IEC 60974-1
- EMC** IEC 60974-10
- IGBT INSULATED GATE BIPOLAR TRANSISTOR**
- 21S IP**
- H CLASS**
- 18**
- 2T 4T MODE**
- 03**
- CE**
- HF** 
- DINSE 35-50**
- PULSE**

# inverter

 **CONNECTABLE TO POWER GENERATOR**

**TIGHF** 

**TIGPULSE** 



68165 - 68195

### Optional

**WELDING HELMET**  
DIN 9/11/13



**HELMET 1000 E**  
COD. 90355

**WELDING HELMET**  
DIN 11 FIX



**HELMET 2000 E 11**  
COD. 90385

**GLOVES**



COD. 90330

**APRON**



COD. 90316

**TIG TORCH**  
17 V



COD. 96000

**DINSE 25 TO 35**  
ADAPTER



**KIT**  
COD. 96009  
(96000 + 90634)

**KIT TORCH HF**



COD. 97522

**GAS BOTTLE**



ARGON 5lt res Cod. 92516

ARGON 5lt no res Cod. 92521

**TIG TORCH HF 26**



COD. 96020

### Accessories Included
















58165 - 58195

### Accessories Included



### Technical specifications

	CODE	 Input voltage	 Absorbed power	 No load voltage	 Welding current	 Duty cycle	 Duty cycle	 Electrodes (mm)	 Box volume	 Box weight	 Box size (mm)	 PCS per masterbox	 PCS per Euro pallet	 BAR CODE
TIG 160 I HF-DC PULSE	58165	230V~1ph	TIG 5,0 MMA 6,0	TIG 65 MMA 65	TIG 5-160 MMA 20-140	TIG 50/160 MMA 50/140	TIG 160@60% 40°	1,6-3,2 tungsten electrode	0,052m³	11,1	440x230x330	1	36	8004386581650
	68165				TIG 200@60%	1,6-4,0	0,09m³	14,7	620x375x420	8004386681657				
TIG 200 I HF-DC PULSE	58195	230V~1ph	TIG 6 MMA 6,5	TIG 65 MMA 65	TIG 5-200 MMA 20-160	TIG 30/200 MMA 640/10	TIG 200@60% 40°	1,6-4,0	0,052m³	11,1	440x230x330	1	36	8004386581957
	68195				TIG 160@60%	0,09m³	14,7	620x375x420	8004386681954					



# TIG 210 AC/DC



SAFETY LVD IEC 60974-1

EMC PULSE IEC 60974-10

IGBT INSULATED GATE BIPOLAR TRANSISTOR

23S IP CE

H CLASS HF

PFC POWER FACTOR CORRECTION

## inverter

CONNECTABLE TO POWER GENERATOR

TIGLIFT

TIGHF

MMA



### Optional

WELDING HELMET DIN 9/11/13



HELMET 1000 E COD. 90355

WELDING HELMET DIN 11 FIX



HELMET 2000 E 11 COD. 90385

MAGNETIC HELP



COD. 88031

HAMMER



COD. 80010

TIG TORCH 17 V



COD. 96000

DINSE 25 TO 35 ADAPTER



KIT COD. 96009 (96000 + 90634)

AIR FLOW



4/5 BAR Cod. 92420

APRON



COD. 90316

W BRUSH



Cod. 90306

REMOTE CONTROL



Cod. 95900



### Accessories Included










### Technical specifications

	CODE	Input voltage	Absorbed power	No load voltage	Welding current	Duty cycle	Duty cycle	Electrodes	Box volume	Box weight	Box size	PCS per masterbox	PCS per Euro pallet	Bar code
TIG 210 AC/DC	58201	230V~1ph	TIG 5,5 MMA 6	TIG 62 MMA 94	TIG 5-210 MMA 10-160	TIG 35/210 MMA 35/160	TIG 210@45% MMA 160@45%	1,6-4	0,11m <sup>3</sup>	28	570x320x600	1	12	8004386582015

## TIG 320 AC/DC



-  SAFETY LVD IEC 60974-1
-  EMC IEC 60974-10
-  IGBT INSULATED GATE BIPOLAR TRANSISTOR
-  21S IP
-  CE
-  H CLASS HF
-  PULSE

## inverter



## TIGLIFT

## TIGHF

## MMA



### Optional

WELDING HELMET  
DIN 9/11/13



HELMET 1000 E  
COD. 90355

WELDING HELMET  
DIN 11 FIX



HELMET 2000 E 11  
COD. 90385

MAGNETIC HELP



COD. 88031

HAMMER



COD. 80010

TIG TORCH  
17 V



COD. 96000

DINSE 25 TO 35  
ADAPTER



COD. 90634

**KIT**  
COD. 96009  
(96000 + 90634)

TROLLEY



COD. 79608

WATER COOLING



COD. 79609

GAS BOTTLE



ARGON 5lt res  
Cod. 92516

ARGON 5lt no res  
Cod. 92521

REMOTE CONTROL

















Cod. 95900



### Accessories Included



### Technical specifications

	 CODE	 Input voltage	 Absorbed power	 Vo	 I <sub>2</sub> [A]	 X <sub>40°/I<sub>1</sub>[A]</sub>	 X <sub>20°C</sub>	 Electrodes	 Box volume	 Kg	 Box size	 PCS per master box	 PCS per Euro pallet	 Bar code
	Order code	50-60Hz	MAX kVA	No load voltage	Welding current	Duty cycle	Duty cycle	EN 60974-1	mm	m <sup>3</sup>	mm	1	8	8004386583203
TIG 320 AC/DC	58320	400V~3ph	TIG 8,5 MMA 12	TIG 72 MMA 72	TIG 5-320 MMA 10-320	TIG 35/320 MMA 20/320	TIG 320@45% MMA 320@30%	1,6-5	0,12m <sup>3</sup>	45	575x580x355	1	8	8004386583203

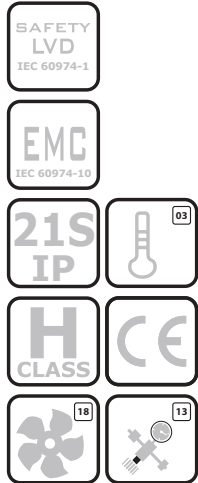




# PLASMA 40 COMPRESSOR

## *inverter*

**COMPRESSOR  
INSIDE** 



### Optional

#### WELDING HELMET DIN 9/11/13



HELMET 1000 E  
COD. 90355

#### WELDING HELMET DIN 11 FIX



HELMET 2000 E 11  
COD. 90385

#### GLOVES



COD. 90330

#### APRON



COD. 90316

#### MAGNETIC HELP



COD. 88031

#### HAMMER



COD. 80010

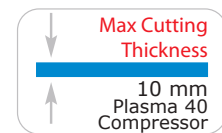
#### 40 PLASMA TORCH CONSUMABLES
















### Accessories Included



### Max Cutting thickness (mm)



### Technical specifications









	CODE													
	Order code	Input voltage	Absorbed power	No load voltage	Welding current	Duty cycle	Duty cycle	Max cutting thickness (mm)	Box volume	Box weight	Box size (mm)	PCS per masterbox	PCS per Euro pallet	Bar code
PLASMA 40 COMPRESSOR	53171	230V	3,2	312	15-40	15/40	40A@25%	10	0,088m <sup>3</sup>	24	600x350x420	1	16	8004386531716

# PLASMA 80 - 120

**NEW  
PRODUCT**



## *inverter* *Pilot Arc*

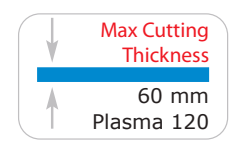
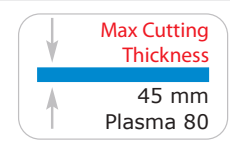
- 
- 
- 
- 
- 
- 
- 
- 
- 



 **Accessories Included**

















**Max Cutting thickness (mm)**



**Optional**

- |                                                                                                                                                                               |                                                                                                                                   |                                                                                                                                          |                                                                                                                                             |                                                                                                                                              |
|-------------------------------------------------------------------------------------------------------------------------------------------------------------------------------|-----------------------------------------------------------------------------------------------------------------------------------|------------------------------------------------------------------------------------------------------------------------------------------|---------------------------------------------------------------------------------------------------------------------------------------------|----------------------------------------------------------------------------------------------------------------------------------------------|
| <p><b>WELDING HELMET</b><br/>DIN 9/11/13</p>  <p><b>HELMET 1000 E</b><br/>COD. 90355</p>   | <p><b>GLOVES</b></p>  <p><b>COD. 90330</b></p> | <p><b>MAGNETIC HELP</b></p>  <p><b>COD. 88031</b></p> | <p><b>HAMMER BRUSH</b></p>  <p><b>Cod. 90305</b></p>     | <p><b>W BRUSH</b></p>  <p><b>Cod. 90306</b></p>           |
| <p><b>WELDING HELMET</b><br/>DIN 11 FIX</p>  <p><b>HELMET 2000 E 11</b><br/>COD. 90385</p> | <p><b>APRON</b></p>  <p><b>COD. 90316</b></p>  | <p><b>HAMMER</b></p>  <p><b>COD. 80010</b></p>        | <p><b>PRO HAMMER BRUSH</b></p>  <p><b>Cod. 80000</b></p> | <p><b>W CHIPPING HAMMER</b></p>  <p><b>Cod. 80015</b></p> |







**Technical specifications**

														
	Order code	Input voltage	Absorbed power	No load voltage	Welding current	Duty cycle	Duty cycle	Max cutting thickness (mm)	Box volume	Box weight	Box size (mm)	PCS per masterbox	PCS per Euro pallet	Bar code
PLASMA 80	53080	400V~3ph	11	460	20-80	60/80	80A@80%	45	0,70m <sup>3</sup>	31	660x240x445	1	6	8004386530801
PLASMA 120	53100	400V~3ph	15	615	20-100	40/100	100A@60%	60	0,70m <sup>3</sup>	33	660x240x445	1	6	8004386531006



# **INDUSTRIAL**

## **MMA TRANSFORMER**

	CODE						
PULSAR 255 AC/DC	42490	230V~1ph 400V~2ph	200 A AC 170 A DC	10/200 AC 8/170 DC	1,6-5 mm	10-25 mm	✓
PULSAR 255 AC/DC ME	42499	230V~1ph 60Hz	200 A AC 160 A DC	25/200 AC 25/160 DC	1,6-5 mm	10-25 mm	✓
PULSAR BASIC 255	42506	230V~1ph 400V~2ph	200 A	10/170	1,6-4(5) mm	10-25 mm	✓
PULSAR 305	42610	230V~1ph 400V~2ph	200 A	10/200	1,6-4(5) mm	10-25 mm	✓
PULSAR 305 ME	42613	230V~1ph	200 A	25/200	1,6-5 mm	10-25 mm	✓
PULSAR 370	42670	230V~1ph 400V~2ph	300 A	35/300	2-5(6) mm	35-50 mm	✓
PULSAR 370 ME	42671	230V~1ph	300 A	35/300	2-5(6) mm	35-50 mm	✓
PULSAR 470	42680	230V~1ph 400V~2ph	390 A	35/390	2-6(8) mm	35-50 mm	✓
PULSAR 470 ME	42681	230V~1ph	390 A	35/390	2-8 mm	35-50 mm	✓
PEGASUS 370	42850	230V~3ph 400V~3ph	380 A	35/380	2-8 mm	35-50 mm	✓
PEGASUS 470	42870	230V~3ph 400V~3ph	430 A	35/430	2-8 mm	35-50 mm	✓

PULSAR 255 AC/DC	82
PULSAR 255 AC/DC ME	82
PULSAR BASIC 255	83
PULSAR 305	84
PULSAR 305 ME	84
PULSAR 370	85
PULSAR 370 ME	85
PULSAR 470	85
PULSAR 470 ME	85
PEGASUS 370	86
PEGASUS 470	86



# PULSAR 255 AC/DC



### Optional

WELDING HELMET  
DIN 9/11/13



HELMET 1000 E  
COD. 90355

WELDING HELMET  
DIN 11 FIX



HELMET 2000 E 11  
COD. 90385

GLOVES



COD. 90330

APRON



COD. 90316

MAGNETIC HELP



COD. 88031

HAMMER



COD. 80010

ELECTRODES  
E6013 RUTILE



Ø2,0mm  
25pcs  
50pcs

Cod. 90470  
Cod. 90480

Ø2,5mm  
25pcs  
50pcs

Cod. 90471  
Cod. 90481

Ø3,2mm  
15pcs

Cod. 90490

ELECTRODES  
E6013 RUTILE



Ø2,0mm  
402pcs

Cod. 90731

Ø2,5mm  
303pcs

Cod. 90745

Ø3,2mm  
202pcs

Cod. 90755



### Accessories Included



### Elettrodi/Electrodes

Rutilici/Rutile - AWS E6013  
Inox/Stainless Steels - AWS E308  
Basici/Basic - AWS E7018  
Ghisa/Cast Iron - AWS A5.15

### Technical specifications

	CODE	Input voltage	Absorbed power	No load voltage	Welding current	Duty cycle	Duty cycle	Electrodes (mm)	Box volume	Box weight	Box size (mm)	PCS per masterbox	PCS per Euro pallet	Bar code
PULSAR 255 AC/DC	42490	230V~1ph 400V~2ph	6	AC 47-51 DC 54-60	AC 55-200 DC 45-170	AC 10/200 DC 8/170	200A@20%AC 170A@20%DC	1,6-5	0,084m <sup>3</sup>	31	600x300x440	1	16	8004386424902
PULSAR 255 AC/DC ME	42499	230V~1ph 60Hz	6	AC 46-60 DC 48-62	AC 40-200 DC 40-160	AC 25/200 DC 25/160	200A@30%AC 160A@30%DC	1,6-5	0,084m <sup>3</sup>	31	600x300x440	1	16	8004386424995





# PULSAR BASIC 255



### Optional

**WELDING HELMET**  
DIN 9/11/13



**HELMET 1000 E**  
COD. 90355

**WELDING HELMET**  
DIN 11 FIX



**HELMET 2000 E 11**  
COD. 90385

**GLOVES**



**COD. 90330**

**APRON**



**COD. 90316**

**MAGNETIC HELP**



**COD. 88031**

**HAMMER**



**COD. 80010**

**ELECTRODES**  
E6013 RUTILE



Ø2,0mm  
25pcs  
50pcs

**Cod. 90470**  
**Cod. 90480**

Ø2,5mm  
25pcs  
50pcs

**Cod. 90471**  
**Cod. 90481**

Ø3,2mm  
15pcs

**Cod. 90490**

**ELECTRODES**  
E6013 RUTILE



Ø2,0mm  
402pcs

**Cod. 90731**

Ø2,5mm  
303pcs

**Cod. 90745**

Ø3,2mm  
202pcs

**Cod. 90755**



### Accessories Included



### Elettrodi/Electrodes

Rutilici/Rutile - AWS E6013  
Inox/Stainless Steels - AWS E308  
Bascici/Basic - AWS E7018  
Ghisa/Cast Iron - AWS A5.15

### Technical specifications

	CODE													
	Order code	Input voltage	Absorbed power	No load voltage	Welding current	Duty cycle	Duty cycle	Electrodes (mm)	Box volume	Box weight	Box size (mm)	PCS per masterbox	PCS per Euro pallet	Bar code
PULSAR BASIC 255	42506	230V~1ph 400V~2ph	4,5	48-70	50-170 200 max	10/170	200A@15%	1,6-4(5)	0,084m <sup>3</sup>	33,5	590x330x400	1	16	8004386425060



# PULSAR 305



Wheel kit included!

### Optional

WELDING HELMET  
DIN 9/11/13



HELMET 1000 E  
COD. 90355

GLOVES



COD. 90330

MAGNETIC HELP



COD. 88031

ELECTRODES  
E6013 RUTILE



Ø2,0mm  
25pcs  
50pcs  
Cod. 90470  
Cod. 90480

ELECTRODES  
E6013 RUTILE



Ø2,0mm  
402pcs  
Ø2,5mm  
303pcs  
Ø3,2mm  
202pcs  
Cod. 90731  
Cod. 90745  
Cod. 90755

WELDING HELMET  
DIN 11 FIX



HELMET 2000 E 11  
COD. 90385

APRON



COD. 90316

HAMMER



COD. 80010



### Accessories Included



### Elettrodi/Electrodes

Rutilici/Rutile - AWS E6013  
Inox/Stainless Steels - AWS E308

### Technical specifications

	CODE	Input voltage	Absorbed power	No load voltage	Welding current	Duty cycle	Duty cycle	Electrodes (mm)	Box volume	Box weight	Box size (mm)	PCS per masterbox	PCS per Euro pallet	Bar code
PULSAR 305	42610	230V~1ph 400V~2ph	6	46-52	50-200	10/200	200A@15%	1,6-4(5)	0,084m <sup>3</sup>	32,5	590x300x440	1	16	8004386426104
PULSAR 305 ME	42613	230V~1ph 60Hz	5,5	42-50	50-200	25/200	200A@30%	1,6-5	0,084m <sup>3</sup>	32	590x300x440	1	16	8004386426135



# PULSAR 370 - 470



### Optional

**WELDING HELMET**  
DIN 9/11/13



**HELMET 1000 E**  
COD. 90355

**WELDING HELMET**  
DIN 11 FIX



**HELMET 2000 E 11**  
COD. 90385

**GLOVES**



**COD. 90330**

**APRON**



**COD. 90316**

**MAGNETIC HELP**



**COD. 88031**

**HAMMER**



**COD. 80010**

**ELECTRODES**  
E6013 RUTILE



Ø2,0mm  
25pcs  
50pcs  
**Cod. 90470**  
**Cod. 90480**

Ø2,5mm  
25pcs  
50pcs  
**Cod. 90471**  
**Cod. 90481**

Ø3,2mm  
15pcs  
**Cod. 90490**

**ELECTRODES**  
E6013 RUTILE



Ø2,0mm  
402pcs  
**Cod. 90731**

Ø2,5mm  
303pcs  
**Cod. 90745**

Ø3,2mm  
202pcs  
**Cod. 90755**



### Accessories Included



### Elettrodi/Electrodes

**Rutilici/Rutile - AWS E6013**  
**Basici/Basic - AWS E7018**

### Technical specifications

	CODE	50-60Hz	P <sub>max</sub> kVA	Vo	I <sub>2</sub> [A]	X <sub>40°</sub> /I <sub>40°</sub> [A]	X <sub>20°</sub>	Electrodes (mm)	Box volume	Kg	Box size (mm)	PCS per masterbox	PCS per Euro pallet	BAR CODE
	Order code	Input voltage	Absorbed power	No load voltage	Welding current	Duty cycle	Duty cycle							Bar code
PULSAR 370	42670	230V~1ph 400V~2ph	13	AC 55-70	60-300	35/300	300A@45%	2-(5)6	0,22m <sup>3</sup>	55	760x600x490	<b>1</b>	<b>3</b>	8004386426708
PULSAR 370 ME	42671	230V~1ph	13	AC 55-70	60-300	35/300	300A@45%	2-(5)6	0,22m <sup>3</sup>	55	760x600x490	<b>1</b>	<b>3</b>	8004386426715
PULSAR 470	42680	230V~1ph 400V~2ph	16	AC 55-75	60-390	35/390	390A@45%	2-6(8)	0,22m <sup>3</sup>	60	760x600x490	<b>1</b>	<b>3</b>	8004386426807
PULSAR 470 ME	42681	230V~1ph	16	AC 55-75	60-390	35/390	390A@45%	2-6(8)	0,22m <sup>3</sup>	60	760x600x490	<b>1</b>	<b>3</b>	8004386426814



# PEGASUS 370 - 470



Wheel kit included!

### Optional

WELDING HELMET  
DIN 9/11/13



HELMET 1000 E  
COD. 90355

GLOVES



COD. 90330

MAGNETIC HELP



COD. 88031

ELECTRODES  
E6013 RUTILE



Ø2,0mm  
25pcs  
50pcs

Cod. 90470  
Cod. 90480

Ø2,5mm  
25pcs  
50pcs

Cod. 90471  
Cod. 90481

Ø3,2mm  
15pcs

Cod. 90490

ELECTRODES  
E6013 RUTILE



Ø2,0mm  
402pcs

Cod. 90731

Ø2,5mm  
303pcs

Cod. 90745

Ø3,2mm  
202pcs

Cod. 90755

WELDING HELMET  
DIN 11 FIX



HELMET 2000 E 11  
COD. 90385

APRON



COD. 90316

HAMMER



COD. 80010



### Accessories Included



### Elettrodi/Electrodes

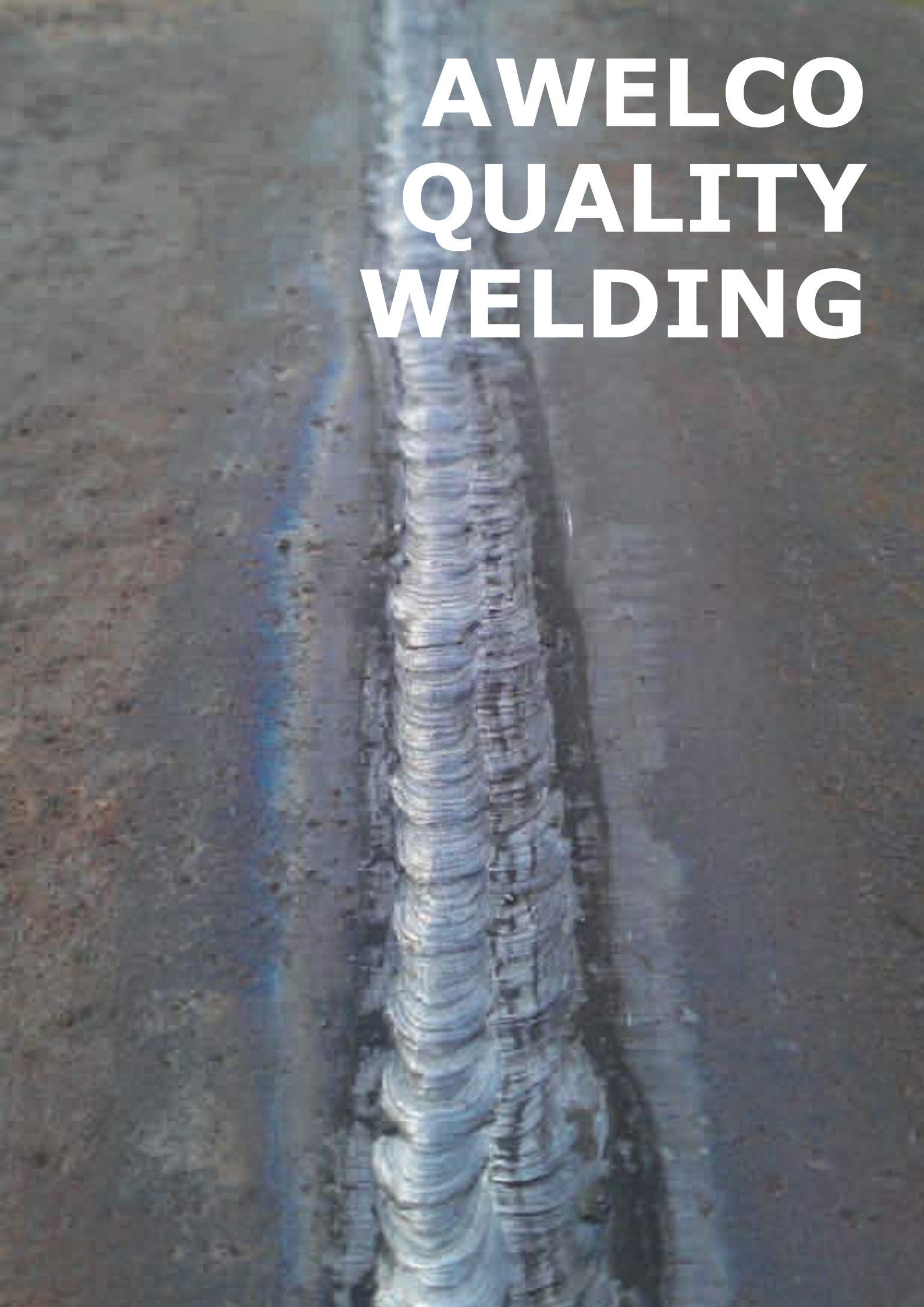
Rutilici/Rutile - AWS E6013  
Inox/Stainless Steels - AWS E308  
Bascici/Basic - AWS E7018  
Ghisa/Cast Iron - AWS A5.15

### Technical specifications

	CODE	Input voltage	Absorbed power	No load voltage	Welding current	Duty cycle	Duty cycle	Electrodes (mm)	Box volume	Box weight	Box size (mm)	PCS per masterbox	PCS per Euro pallet	Bar code
PEGASUS 370	42850	230V~3ph 400V~3ph	23	DC 65-75	40-380	35/380	380A@55%	2-8	0,46m <sup>3</sup>	94	960x800x600	1	2	8004386428504
PEGASUS 470	42870	230V~3ph 400V~3ph	32	DC 72-83	55-430	35/430	430A@55%	2-8	0,46m <sup>3</sup>	124	960x800x600	1	2	8004386428702








# **AWELCO QUALITY WELDING**





# **INDUSTRIAL**

## **MIG TRANSFORMER**


	CODE	 50-60Hz	 A max	 X <sub>r</sub> /I [A] 40° EN 60974-1			GAS/NO GAS
MASTERCRAFT 240	N14100	400V~3ph	240 A	20/240	100-200-300 mm	EURO	✓
UNIMIG 190	N12304	230V~1ph	190 A	20/190	100-200-300 mm	EURO	✓
UNIMIG 190 US	N12308	240V~1ph	175 A	30/175	100-200-300 mm	EURO	✓
UNIMIG 210	N12352	230V~1ph	250 A	30/250	100-200-300 mm	EURO	✓
UNIMIG 210 US	N12368	240V~1ph	180 A	15/180	100-200-300 mm	EURO	✓
UNIMIG 240	N12409	230V~1ph	240 A	15/240	100-200-300 mm	EURO	✓
KOMBI 190	N12303	230V~1ph	210 A	15/210	100-200-300 mm	EURO	✓
UNIMIG 252	N13052	230V~1ph	250 A	30/250	100-200-300 mm	EURO	✓
UNIMIG 200	N14000	230V~1ph 400V~3ph	210 A	25/210	100-200-300 mm	EURO	✓
UNIMIG 250	N14101	230V~1ph 400V~3ph	240 A	25/240	100-200-300 mm	EURO	✓
UNIMIG 270	N14151	230V~1ph 400V~3ph	270 A	25/270	100-200-300 mm	EURO	✓
UNIMIG 300	N14253	400V~3ph	300 A	35/300	100-200-300 mm	EURO	GAS ONLY
UNIMIG 350	N15060	400V~3ph	350 A	35/350	100-200-300 mm	EURO	GAS ONLY
UNIMIG 252 SF2	N13102	230V~1ph	250 A	30/250	100-200-300 mm	EURO	GAS ONLY
UNIMIG 350 SF4	N15110	400V~3ph	350 A	35/350	100-200-300 mm	EURO	GAS ONLY
UNIMIG 374 SF4	N15153	400V~3ph	350 A	35/350	100-200-300 mm	EURO	GAS ONLY
UNIMIG 450 SWF	N16450	400V~3ph	450 A	35/450	200-300 mm	EURO	GAS ONLY
UNIMIG 550 SWF	N16550	400V~3ph	550 A	35/550	200-300 mm	EURO	GAS ONLY
UNIMIG 500 SWF PULSE	N16500	230V~3ph 400V~3ph	450 A	60/450	200-300 mm	EURO	✓
UNIMIG 600 SWF PULSE	N16600	230V~3ph 400V~3ph	550 A	60/550	200-300 mm	EURO	✓

	pag.
MASTERCRAFT 240	90
UNIMIG 190	91
UNIMIG 190 US	91
UNIMIG 210	91
UNIMIG 210 US	91
UNIMIG 240	91
KOMBI 190	92
UNIMIG 252	93
UNIMIG 200	94
UNIMIG 250	94
UNIMIG 270	94
UNIMIG 300	95
UNIMIG 350	95
UNIMIG 252 SF2	96
UNIMIG 350 SF4	96
UNIMIG 374 SF4	96
UNIMIG 450 SWF	97
UNIMIG 550 SWF	97
UNIMIG 550 SWF PULSE	98
UNIMIG 600 SWF PULSE	98



# MASTERCRAFT 240



	SG2	INOX	FLUX	ALU
Ø100-200mm				
<b>N14100</b>	0,6-1Ø	0,8Ø	0,8-1,2Ø	0,8-1Ø

### Optional

WELDING HELMET  
DIN 9/11/13



HELMET 1000 E  
COD. 90355

WELDING HELMET  
DIN 11 FIX



HELMET 2000 E 11  
COD. 90385

GLOVES



COD. 90330

APRON



COD. 90316

MAGNETIC HELP



COD. 88031

HAMMER



COD. 80010

WIRE



FLUX  
Ø0,8mm  
0,5kg  
Cod. 92953

FLUX  
Ø0,8mm  
1,0kg  
Cod. 92954

FLUX  
Ø0,9mm  
0,5kg  
Cod. 92960

FLUX  
Ø0,9mm  
1,0kg  
Cod. 92967

WIRE



STEEL  
Ø0,6mm  
0,5kg  
Cod. 92903

STEEL  
Ø0,8mm  
0,5kg  
Cod. 92916

INOX  
Ø0,8mm  
0,5kg  
Cod. 92943














ALU  
Ø0,8mm  
0,5kg  
Cod. 92948



### Accessories Included



### Technical specifications

	CODE													
	Order code	Input voltage	Absorbed power	No load voltage	Welding current	Duty cycle	Duty cycle	Regulations n°	Box volume	Box weight	Box size (mm)	PCS per masterbox	PCS per Euro pallet	Bar code
MASTERCRAFT 240	N14100	400V~3ph	6,2	16-37	20-240	20/240	240A@30%	32	0,21m³	70,7	885x375x645	1	6	8004386141007




## UNIMIG 190 - 190 US - 210 - 210 US - 240



-  12
-  31
-  25
- 
-  20
-  39
-  11
-  03
-  21



 Ø100-200 300 mm	SG2	INOX	FLUX	ALU
<b>N12304</b>	0,6-0,8Ø	0,8Ø	0,8-0,9Ø	0,8Ø
<b>N12308</b>	0,6-0,8Ø	0,8Ø	0,8-0,9Ø	0,8Ø
<b>N12352</b>	0,6-1Ø	0,8Ø	0,8-0,9Ø	0,8Ø
<b>N12368</b>	0,6-0,8Ø	0,8-1Ø	0,8-0,9Ø	0,8Ø
<b>N12409</b>	0,6-1Ø	0,8-1Ø	0,8-1,2Ø	0,8-1Ø

### Optional

#### WELDING HELMET DIN 9/11/13



**HELMET 1000 E**  
COD. 90355

#### WELDING HELMET DIN 11 FIX



**HELMET 2000 E 11**  
COD. 90385

#### GLOVES



COD. 90330

#### APRON



COD. 90316

#### MAGNETIC HELP



COD. 88031

#### HAMMER



COD. 80010

#### WIRE



FLUX  
Ø0,8mm  
0,5kg Cod. 92953

FLUX  
Ø0,8mm  
1,0kg Cod. 92954

FLUX  
Ø0,9mm  
0,5kg Cod. 92960

FLUX  
Ø0,9mm  
1,0kg Cod. 92967

#### WIRE



STEEL  
Ø0,6mm  
0,5kg Cod. 92903

STEEL  
Ø0,8mm  
0,5kg Cod. 92916

INOX  
Ø0,8mm  
0,5kg Cod. 92943















ALU  
Ø0,8mm  
0,5kg Cod. 92948



### Accessories Included



### Technical specifications

	 CODE	 Input voltage	 Absorbed power	 No load voltage	 Welding current	 Duty cycle	 Duty cycle	 Regulations	 Box volume	 Box weight	 Box size (mm)	 PCS per master box	 PCS per Euro pallet	 Bar code
UNIMIG 190	N12304	230V~1ph	4,4	18-34	30-190	20/190	190A@30%	8	0,253m <sup>3</sup>	67	905x365x755	1	6	8004386123041
UNIMIG 190 US	N12308	230V~1ph	3,9	18-31	30-175	30/175	175A@35%	8	0,253m <sup>3</sup>	67	905x365x755	1	6	8004386123089
UNIMIG 210	N12352	230V~1ph	4,8	17-33	30-210	15/210	210A@25%	8	0,253m <sup>3</sup>	68	905x365x755	1	6	8004386123522
UNIMIG 210 US	N12368	230V~1ph	4,0	17-32	30-180	15/180	180A@25%	8	0,253m <sup>3</sup>	68	905x365x755	1	6	8004386123683
UNIMIG 240	N12409	230V~1ph	5,6	20-37	30-240	15/240	240A@25%	8	0,253m <sup>3</sup>	77,4	905x365x755	1	6	8004386124093




# KOMBI 190



Single phase  
230/400V

KOMBI  
PLUG ADAPTOR  
INCLUDED



	SG2	INOX	FLUX	ALU
 Ø100-200 300 mm				
<b>N12303</b>	0,6-1Ø	0,8-1Ø	0,8-1Ø	0,8-1Ø

### Optional

WELDING HELMET  
DIN 9/11/13



HELMET 1000 E  
COD. 90355

GLOVES



COD. 90330

MAGNETIC HELP



COD. 88031

WIRE



FLUX  
Ø0,8mm  
0,5kg Cod. 92953

FLUX  
Ø0,8mm  
1,0kg Cod. 92954

FLUX  
Ø0,9mm  
0,5kg Cod. 92960

FLUX  
Ø0,9mm  
1,0kg Cod. 92967

WIRE



STEEL  
Ø0,6mm  
0,5kg Cod. 92903

STEEL  
Ø0,8mm  
0,5kg Cod. 92916

INOX  
Ø0,8mm  
0,5kg Cod. 92943

ALU  
Ø0,8mm  
0,5kg Cod. 92948

WELDING HELMET  
DIN 11 FIX



HELMET 2000 E 11  
COD. 90385

APRON



COD. 90316

HAMMER
















COD. 80010



### Accessories Included



### Technical specifications


	CODE													
	Order code	Input voltage	Absorbed power	No load voltage	Welding current	Duty cycle	Duty cycle	Regulations n°	Box volume	Box weight	Box size (mm)	PCS per masterbox	PCS per Euro pallet	Bar code
KOMBI 190	N12303	230V~1ph 400V~2ph+N	4,4	17-34	30-200	20/200	200A@30%	8	0,253m <sup>3</sup>	67	905x365x755	1	6	8004386123034

## UNIMIG 252



-  12
-  31
-  25
- 
-  20
-  39
-  11
-  05
-  21



 Ø100-200 300 mm	SG2	INOX	FLUX	ALU
<b>N13052</b>	0,6-1Ø	0,8-1Ø	0,8-1Ø	0,8-1Ø

### Optional

#### WELDING HELMET DIN 9/11/13



HELMET 1000 E  
COD. 90355

#### WELDING HELMET DIN 11 FIX



HELMET 2000 E 11  
COD. 90385

#### GLOVES



COD. 90330

#### APRON



COD. 90316

#### MAGNETIC HELP



COD. 88031

#### HAMMER



COD. 80010

#### WIRE



FLUX  
Ø0,8mm  
0,5kg Cod. 92953

FLUX  
Ø0,8mm  
1,0kg Cod. 92954

FLUX  
Ø0,9mm  
0,5kg Cod. 92960

FLUX  
Ø0,9mm  
1,0kg Cod. 92967

#### WIRE



STEEL  
Ø0,6mm  
0,5kg Cod. 92903

STEEL  
Ø0,8mm  
0,5kg Cod. 92916

INOX  
Ø0,8mm  
0,5kg Cod. 92943















ALU  
Ø0,8mm  
0,5kg Cod. 92948



### Accessories Included



### Technical specifications

	 CODE	 Input voltage	 Absorbed power	 No load voltage	 Welding current	 Duty cycle	 Duty cycle	 Regulations n°	 Box volume	 Box weight	 Box size (mm)	 PCS per master box	 PCS per Euro pallet	 Bar code
UNIMIG 252	N13052	230V~1ph	6,2	18-41	30-250	30/250	250A@30%	32	0,30m³	102	890x395x860	1	4	8004386130520



# UNIMIG 200 - 250 - 270



- 
- 
- 
- 
- 
- 
- 
- 
- 
- 
- 
- 
- 
- 
- 



Ø100-200 300 mm	SG2	INOX	FLUX	ALU
<b>N14000</b>	0,6-1Ø	0,8-1Ø	0,8-1,2Ø	0,8-1Ø
<b>N14101</b>	0,6-1Ø	0,8-1Ø	0,8-1,2Ø	0,8-1Ø
<b>N14151</b>	0,6-1Ø	0,8-1Ø	0,8-1,2Ø	0,8-1Ø

### Optional

WELDING HELMET  
DIN 9/11/13



HELMET 1000 E  
COD. 90355

GLOVES



COD. 90330

MAGNETIC HELP



COD. 88031

WIRE



FLUX  
Ø0,8mm  
0,5kg Cod. 92953

FLUX  
Ø0,8mm  
1,0kg Cod. 92954

FLUX  
Ø0,9mm  
0,5kg Cod. 92960

FLUX  
Ø0,9mm  
1,0kg Cod. 92967

WIRE



STEEL  
Ø0,6mm  
0,5kg Cod. 92903

STEEL  
Ø0,8mm  
0,5kg Cod. 92916

INOX  
Ø0,8mm  
0,5kg Cod. 92943

ALU  
Ø0,8mm  
0,5kg Cod. 92948

WELDING HELMET  
DIN 11 FIX



HELMET 2000 E 11  
COD. 90385

APRON



COD. 90316

HAMMER



COD. 80010

### Accessories Included



### Technical specifications

	CODE													
	Order code	Input voltage	Absorbed power	No load voltage	Welding current	Duty cycle	Duty cycle	Regulations n°	Box volume	Box weight	Box size (mm)	PCS per masterbox	PCS per Euro pallet	Bar code
UNIMIG 200	N14000	230V~3ph 400V~3ph	5,1	16-34	30-210	25/210	210A@35%	32	0,253m <sup>3</sup>	78	905x365x755	1	6	8004386140000
UNIMIG 250	N14101	230V~3ph 400V~3ph	6,1	16-37	25-240	25/240	240A@35%	32	0,253m <sup>3</sup>	79	905x365x755	1	6	8004386141014
UNIMIG 270	N14151	230V~3ph 400V~3ph	7,2	17-36	30-270	25/270	270A@35%	32	0,253m <sup>3</sup>	79	905x365x755	1	6	8004386141519




## UNIMIG 300 - 350



-  12
-  27
-  25
- 
-  10
- 
-  20
-  39
-  38
- 
-  03
-  21



 Ø100-200 300 mm	SG2	INOX	ALU
<b>N14253</b>	0,6-1,2Ø	0,8-1Ø	0,8-1,2Ø
<b>N15060</b>	0,6-1,2Ø	0,8-1Ø	0,8-1,2Ø

### Optional

**WELDING HELMET**  
DIN 9/11/13



**HELMET 1000 E**  
COD. 90355

**GLOVES**



**COD. 90330**

**MAGNETIC HELP**



**COD. 88031**

**WIRE**



STEEL  
Ø0,6mm  
0,5kg  
**Cod. 92903**

STEEL  
Ø0,8mm  
0,5kg  
**Cod. 92916**

FLUX  
Ø0,9mm  
1,0kg  
**Cod. 92967**

**WIRE**



INOX  
Ø0,8mm  
0,5kg  
**Cod. 92943**

ALU  
Ø0,8mm  
0,5kg  
**Cod. 92948**

**WELDING HELMET**  
DIN 11 FIX



**HELMET 2000 E 11**  
COD. 90385

**APRON**



**COD. 90316**

**HAMMER**

















**COD. 80010**



### Accessories Included



### Technical specifications

	 CODE	 Input voltage	 Absorbed power	 No load voltage	 Welding current	 Duty cycle	 Duty cycle	 Regulations n°	 Box volume	 Box weight	 Box size (mm)	 PCS per masterbox	 PCS per Euro pallet	 Bar code
UNIMIG 300	N14253	400V~3ph	8,3	17-40	30-300	35/300	300A@45%	32	0,30m³	107	890x395x860	1	4	8004386142530
UNIMIG 350	N15060	400V~3ph	10,3	17-44	30-350	35/350	350A@45%	32	0,30m³	131	890x395x860	1	4	8004386150603



# UNIMIG 252 SF2 - 350 SF4 - 374 SF4



12	38
25	10
	21
	20
	39
	27
	05
18	

Only  
UNIMIG 350 SF4  
UNIMIG 374 SF4



Ø100-200 300 mm	SG2	INOX	ALU
<b>N13102</b>	0,6-1Ø	0,6-1Ø	0,8-1Ø
<b>N15110</b>	0,6-1,2Ø	0,6-1,2Ø	0,6-1,2Ø
<b>N15153</b>	0,6-1,2Ø	0,6-1,2Ø	0,8-1,2Ø

### Optional

#### WELDING HELMET DIN 9/11/13



HELMET 1000 E  
COD. 90355

#### GLOVES



COD. 90330

#### MAGNETIC HELP



COD. 88031

#### WIRE



STEEL  
Ø0,6mm  
0,5kg  
Cod. 92903

STEEL  
Ø0,8mm  
0,5kg  
Cod. 92916

FLUX  
Ø0,9mm  
1,0kg  
Cod. 92967

#### WIRE



INOX  
Ø0,8mm  
0,5kg  
Cod. 92943

ALU  
Ø0,8mm  
0,5kg  
Cod. 92948

#### WELDING HELMET DIN 11 FIX



HELMET 2000 E 11  
COD. 90385

#### APRON



COD. 90316

#### HAMMER



COD. 80010



### Accessories Included



### Technical specifications


	Order code	Input voltage	Absorbed power	No load voltage	Welding current	Duty cycle	Duty cycle	Regulations n°	Box volume	Box weight	Box size (mm)	PCS per masterbox	PCS per Euro pallet	Bar code
UNIMIG 252 SF2	N13102	230V~1ph	6	18-41	30-250	30/250	250A@40%	32	0,329m³	129	420x890x880	1	4	8004386131022
UNIMIG 350 SF4	N15110	400V~3ph	10	17-44	30-350	35/350	350A@45%	32	0,329m³	161	420x890x880	1	4	8004386151105
UNIMIG 374 SF4	N15153	400V~3ph	10	17-44	30-350	35/350	350A@45%	32	0,329m³	161	420x890x880	1	4	8004386151532

## UNIMIG 450 SWF - 550 SWF



-  WATER
-  NO LIVE TORCH
-  ENCO MENU
-  CE
-  SAFETY LVD IEC 60974-1
-  EMC IEC 60974-10
-  21S IP
-  H CLASS
-  3PH
-  MODE MENU
-  CU
-  EURO
-  SAFETY
-  EMC
-  27
-  03
-  18



 Ø100-200 300 mm	SG2	INOX	ALU
<b>N16450</b>	0,6-1,6Ø	0,8-1,6Ø	0,8-1,6Ø
<b>N16550</b>	0,8-2,4Ø	0,8-2,4Ø	0,8-1,6Ø

### Optional

**WELDING HELMET**  
DIN 9/11/13



**HELMET 1000 E**  
COD. 90355

**WELDING HELMET**  
DIN 11 FIX



**HELMET 2000 E 11**  
COD. 90385

**GLOVES**



COD. 90330

**APRON**



COD. 90316

**MAGNETIC HELP**



COD. 88031

**HAMMER**



COD. 80010

**WIRE**



STEEL  
Ø0,6mm  
0,5kg Cod. 92903

STEEL  
Ø0,8mm  
0,5kg Cod. 92916

FLUX  
Ø0,9mm  
1,0kg Cod. 92967

**WIRE**



INOX  
Ø0,8mm  
0,5kg Cod. 92943















ALU  
Ø0,8mm  
0,5kg Cod. 92948



### Accessories Included



### Technical specifications

	 CODE	 Input voltage	 Absorbed power	 No load voltage	 Welding current	 Duty cycle	 Duty cycle	 Regulations n°	 Box volume	 Box weight	 Box size (mm)	 PCS per masterbox	 PCS per Euro pallet	 Bar code
UNIMIG 450 SWF	N16450	400V~3ph	13	17-48	40-450	35/450	450A@45%	30	0,949m <sup>3</sup>	173	1050x1370x660	1	1	8004386164501
UNIMIG 550 SWF	N16550	400V~3ph	17	15-50	40-550	35/550	550A@45%	30	0,949m <sup>3</sup>	216	1050x1370x660	1	1	8004386165508



# UNIMIG 500 SWF PULSE - 600 SWF PULSE

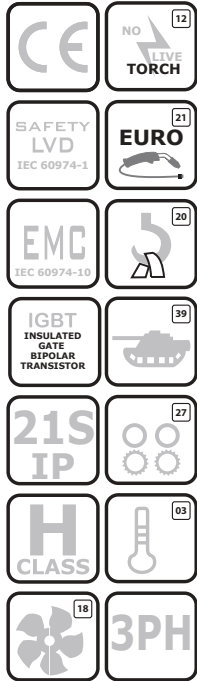
**CHOPPER TECHNOLOGY**


**MIGPULSE** 

**MMA** 

**MIG** 

**TIG** 



	SG2	INOX	ALU
Ø100-200 300 mm			
<b>N16500</b>	0,8-1,6Ø	0,8-1,6Ø	0,8-1,6Ø
<b>N16600</b>	0,8-2Ø	0,8-2Ø	0,8-2Ø

### Optional

**WELDING HELMET**  
DIN 9/11/13



**HELMET 1000 E**  
COD. 90355

**WELDING HELMET**  
DIN 11 FIX



**HELMET 2000 E 11**  
COD. 90385

**GLOVES**



COD. 90330

**APRON**



COD. 90316

**MAGNETIC HELP**



COD. 88031

**HAMMER**



COD. 80010

**WIRE**



STEEL  
Ø0,6mm  
0,5kg Cod. 92903

STEEL  
Ø0,8mm  
0,5kg Cod. 92916

FLUX  
Ø0,9mm  
1,0kg Cod. 92967

**WIRE**



INOX  
Ø0,8mm  
0,5kg Cod. 92943















ALU  
Ø0,8mm  
0,5kg Cod. 92948



### Accessories Included



### Technical specifications

														
	Order code	Input voltage	Absorbed power	No load voltage	Welding current	Duty cycle	Duty cycle	Regulations n°	Box volume	Box weight	Box size (mm)	PCS per masterbox	PCS per Euro pallet	Bar code
UNIMIG 500 SWF PULSE	N16500	230V~3ph 400V~3ph	14	60	40-450	60/450	450A@100%	continuous	0,7m³	200	1200x800x720	1	1	8004386165003
UNIMIG 600 SWF PULSE	N16600	230V~3ph 400V~3ph	20	60	50-550	60/550	550A@100%	continuous	0,7m³	235	1200x800x720	1	1	8004386166000














# INDUSTRIAL

## BATTERY CHARGER & BOOSTER

	CODE	 50-60Hz				 Pb	 Gel	 Pb / Ca
<b>THOR 450</b>	<b>75210</b>	<b>230V~1ph</b>	<b>12-24 V</b>	<b>3+3</b>	√	√		
<b>THOR 650</b>	<b>75310</b>	<b>230V~1ph</b>	<b>12-24 V</b>	<b>9+9</b>	√	√		
<b>THOR 750</b>	<b>75410</b>	<b>230V~1ph</b>	<b>12-24 V</b>	<b>9+9</b>	√	√		
<b>THORMATIC 350</b>	<b>76350</b>	<b>230V~1ph</b>	<b>12-24 V</b>		DISPLAY	√	√	√
<b>THORMATIC 500</b>	<b>76500</b>	<b>230V~1ph</b>	<b>12-24 V</b>		DISPLAY	√	√	√

THOR 450	pag. 102
THOR 650	103
THOR 750	103
THORMATIC 350	104
THORMATIC 500	104



# THOR 450

**CHARGER**

**BOOSTER**

**SLOW CHARGER**

**FAST CHARGER**



**Regulation:**

**SLOW** **FAST** **BOOST**

✓ ✓ ✓



### Technical specifications

	CODE	Input voltage	Max Absorbed power	Battery Voltage	CHARGE				BOOST		Regulation n°	Box volume	Box weight	Box size (mm)	PCS per master box	PCS per Euro pallet	Bar code
					I <sub>EFF</sub>	I <sub>2</sub>	I <sub>EFF</sub>	I <sub>2</sub> /C	MIN Capacity	MAX Capacity							
THOR 450	75210	230V~1ph	1,1 kW 6,2kW	12V 24V	63A 47A	40A 30A	285A 250A	180A 160A	35Ah (2h)	1200Ah (24h)	3+3	0,042m <sup>3</sup>	18	320x215x620	1	36	8004386752104



# THOR 650 - 750



**CHARGER**

**BOOSTER**

**8 SETTING CHARGE**

- 
- 
- 
- 
- 
- 
- 
- 
- 
- 

**Regulation:**

**8**

SETTING CHARGE

✓

**BOOST**

✓



**24 V**

**12 V**

**Pb**

Technical specifications																
CODE	Input voltage	Max Absorbed power	Battery voltage	CHARGE		BOOST		MIN Capacity	MAX Capacity	Regulation n°	Box volume	Kg	Box size (mm)	PCS per masterbox	PCS per Euro pallet	BAR CODE
				I <sub>EFF</sub>	I <sub>2</sub>	I <sub>EFF</sub>	I <sub>2</sub> V/C									
THOR 650	75310	230V~1ph	2,5 kW 11kW	12V 24V	80A 89A	50A 53A	435A 330A	290A 220A	40Ah (2h) 1500Ah (24h)	9+9	0,113m <sup>3</sup>	29	450x300x835	1	12	8004386753101
THOR 750	75410	230V~1ph	2,7 kW 12kW	12V 24V	88A 90A	55A 56A	600A 570A	400A 380A	40Ah (2h) 1600Ah (24h)	9+9	0,113m <sup>3</sup>	33	450x300x835	1	12	8004386754108



# THORMATIC 350 - 500



***automatic***

**CHARGER**

**BOOSTER**

**SLOW CHARGER**

**FAST CHARGER**

*ABS/electronic  
no problem on  
board +  
automatic boost  
on demand!*



16	18	KIT
03	SAFETY LVD	FAST
37	MICROPROCESSOR	SLOW
	SAFETY LVD EN 60335-2-29	EMC EN 55014

**24V**

**12V**

Ah

	THORMATIC 350	THORMATIC 500
	30-320 Ah	30-500 Ah

Gel

Pb/Ca


Pb

	THORMATIC 350	THORMATIC 500
	3,2 KW (12V) 5,5 KW (24V)	4,6 KW (12V) 7,8 KW (24V)
	285A (12V) 250A (24V)	410A (12V) 350A (24V)
	180A (12V) 160A (24V)	250A (12V) 230A (24V)

### Technical specifications

	CODE	50-60Hz	P <sub>MAX</sub>										
	Order code	Input voltage	Absorbed power	Battery voltage	Effective current	EN60335	Regulation n°	Box volume	Box weight	Box size (mm)	PCS per masterbox	PCS per Euro pallet	Bar code
THORMATIC 350	76350	230V~1ph	0,6W 1,1W	12V 24V	63A	40A	-	0,060m <sup>3</sup>	17,5	350x240x710	1	25	8004386763506
THORMATIC 500	76500	230V~1ph	0,86W 1,6W	12V 24V	70A	50A	-	0,060m <sup>3</sup>	22	350x240x710	1	25	8004386765005

**Boost your way.**







# POWER



AWG 3500	109
AWG 5500	110
AWG 10000	111
MOTOWELD 200	112
MOTOWELD 250	113
MOTOWELD 300	114
MOTOWELD PRO 500	115
MOTOWELD PRO 1000	116



# POWER GENERATOR

## 🇬🇧 How to use power generator

Having a generator on hand can make life a whole lot easier in the event of a power outage. While a portable generator will not power your entire house, it can provide enough electricity to make life bearable, and even comfortable, until power is restored.

### - **Read the manufacturer's instructions.**

If you have never used your generator before, or if you haven't used it in a long time, it is critical to read all instructions and safety information provided with the generator. Before attempting to start the generator, take a few minutes to read over the information provided by the manufacturer so that you understand how to safely operate the machine. Consider storing safety information with the generator so that it is easy to find when you need it in a hurry.

### - **Set the generator in a proper place.**

Generators can get hot and noisy, and produce dangerous fumes. Keep the generator outdoors, in a dry location, at least 3 feet away from anything else, and at least 20 feet away from any open doors and windows.

### - **Check the fuel level.**

Make sure that the generator's fuel tank is adequately filled before starting the machine. Add more of the appropriate fuel, if necessary.

### - **Inspect your generator**

It is important to keep your generator in good working order. Since it may sit unused for long periods of time, you should schedule regular inspections (at least once per year).

### - **Advice**

Make sure that all the parts are clean and that there is fresh fuel in the tank.

Store the generator according to the manufacturer's instructions.

Run the generator for a short time about once a month to make sure that everything is working properly, and that the machine's parts stay lubricated.

## 🇮🇹 Come usare correttamente un generatore di corrente

Avere un generatore a portata di mano può rendere la vita molto più facile in caso di interruzione di corrente elettrica. Mentre un generatore portatile non alimenta l'intera casa, questa tipologia di generatore può fornire abbastanza elettricità per rendere la vita confortevole, fino al ripristino dell'alimentazione.

### - **Leggi le istruzioni del produttore.**

Se non hai mai usato un generatore prima, o se non lo hai usato da molto tempo, è fondamentale leggere tutte le istruzioni e le informazioni di sicurezza fornite con il generatore. Prima di tentare di avviare il generatore, dedicare alcuni minuti alla lettura delle informazioni fornite dal produttore in modo da comprendere come utilizzare in sicurezza la macchina. Appuntati le informazioni di sicurezza per il corretto utilizzo del generatore in modo che siano facili da trovare quando ne avrai un improvviso bisogno.

- **Imposta il generatore in un posto adeguato.** I generatori possono diventare caldi e rumorosi e produrre fumi pericolosi. Tenere il generatore all'aperto, in un luogo asciutto, ad almeno 1 metro di distanza da qualsiasi altra cosa e ad almeno 6 metri da porte e finestre aperte.

### - **Controllare il livello del carburante.**

Assicurarsi che il serbatoio del carburante del generatore sia adeguatamente riempito prima di avviare la macchina. Aggiungere altro carburante appropriato, se necessario.

### - **Manutenzione del generatore**

È importante mantenere il generatore in buone condizioni. Siccome potrebbe rimanere inutilizzato per lunghi periodi di tempo, è necessario pianificare una regolare manutenzione (almeno una volta all'anno).

### - **Suggerimenti**










Assicurarsi che tutte le parti siano pulite e che ci sia del carburante nel serbatoio.

Conservare il generatore secondo le istruzioni del produttore.

Avviare il generatore per un breve periodo di tempo, almeno una volta al mese per assicurarsi che tutto funzioni correttamente e che tutti i suoi componenti siano lubrificati.

# AWG 3500



-  **HONDA GX160**
-  **3 kVA**
-  **Schuko sockets  
x2 230V ~1ph**
-  **12V DC  
Battery Charger Outlet**
-  **Power Output  
Protection**
-  **Low Oil Level**
-  **70dB at 7 m**
-  **START MANUAL**
-  **AIR COOLING**













 Benzina  
 Essence  
 Petrol









 Gasolina  
 Benzin  
 бензин

## Technical specifications

GENERATOR					ENGINE						
											
Synchronous	230V~1ph 50Hz AC	3kVA	120W - 12V 10A - DC	cos φ 0,8	HONDA GX160	3000	1Cyl/163cc	4,2 hp (3,1 kWm)	@75%: 1,3 l/h	3,6 l	LWA 95

					
Order code	Volume	PCS per Euro pallet	Weight	Size (mm)	Bar code
AWG 3500	63800	0,09m <sup>3</sup>	42 kg dry	585x360x410	8004386638002



# AWG 5500



**HONDA GX270**



**5 kVA**



**Schuko sockets  
x2 230V ~1ph**



**12V DC  
Battery Charger Outlet**



**Power Output  
Protection**



**Low Oil Level**



**70dB at 7 m**



**START MANUAL**



**AIR COOLING**

🇮🇹 Benzina  
🇫🇷 Essence  
🇬🇧 Petrol



🇪🇸 Gasolina  
🇩🇪 Benzin  
🇷🇺 бензин



**OPTIONAL**



### Technical specifications

#### GENERATOR

Type	Volt	Power (max)	Battery Charger	Power Factor
Synchronous	230V~1ph 50Hz AC	5kVA	120W - 12V 10A - DC	cos φ 0,8

#### ENGINE

Type	RPM	N°cyl / CC	Max power	Fuel consumption	Fuel tank capacity	Noise level
HONDA GX270	3000	1Cyl/270cc	8,2 hp (6 kWm)	@75%: 2,2 l/h	5,3 l	LWA 95

Order code	Volume	PCS per Euro Pallet	Weight	Size (mm)	Bar code	
AWG 5500	63801	0,17m³	8	63 kg dry	720x480x508	8004386638019



## AWG 10000













 Benzina  
 Essence  
 Petrol








 Gasolina  
 Benzin  
 бензин








**CE** SAFETY LVD Altitude 1000m 3280ft  
**H CLASS** 23S IP Ambient Temperature 40°C 104°F







**OPTIONAL** **ON DEMAND (OEM)**  
**KIT** two-wheels and handles  
**60 Hz VERSION**

-  **HONDA GX390**
-  **7 kVA**
-  **Sockets**  
x1 230V-32A EEC ~1ph  
x1 230V-16A EEC ~1ph
-  **12V DC Battery Charger Outlet**
-  **Earth Leakage Circuit Breaker**
-  **Power Output Protection**
-  **Low Oil Level**
-  **72dB at 7 m**
-  **START MANUAL**
-  **AIR COOLING**

### Technical specifications

GENERATOR				
				
Synchronous	230V~1ph 50Hz AC	7kVA	120W - 12V 10A - DC	cos φ 0,8

ENGINE						
						
HONDA GX390	3000	1Cyl/390cc	11,5 hp (8,7 kWm)	@75%: 3,3 l/h	6,1 l	LWA 97

						
	Order code	Volume	PCS per Euro pallet	Weight	Size (mm)	Bar code
AWG 10000	63802	0,18m³	8	80 kg dry	720x480x515	8004386638024



# MOTOWELD 200



**HONDA GX270 OHV**



**4,5 kVA**



**170 A**



**Sockets**

x1 16A, 400V-50Hz~3ph EEC  
x1 16A, 230V-50Hz~1ph EEC



**12V DC**

**Battery Charger Outlet**



**Earth Leakage  
Circuit Breaker**



**Low Oil Level**



**Power Output  
Protection**



**70dB at 7 m**



**START MANUAL  
RECOIL**



**AIR COOLING**



AWS E6013  
AWS E7018  
AWS E308  
AWS A5.15

Benzina  
 Essence  
 Petrol



Gasolina  
 Benzin  
 бензин

**CE** **SAFETY LVD** **EMC** **Altitude 1000m 3280ft**

**H CLASS** **23S IP** **Ambient Temperature 40°C 104°F** **V**

**OPTIONAL**

**ON DEMAND (OEM)**

**KIT**  
two-wheels and handles

**60 Hz VERSION**  
**48V~1ph OUTPUT**

**welding cable Ø25mm<sup>2</sup> (5+3m) with accessories**

## Technical specifications

### GENERATOR

Type	Volt	Power (max)	Power Factor
Asynchronous self-protected self excited	230V~1ph 400V~3ph 50Hz AC	3 kVA 4,5 kVA	cos φ 0,8

### ENGINE

Type	RPM	N°cyl / CC	Max power	Fuel consumption	Fuel tank capacity	Noise level
HONDA GX270	3000	1Cyl/270cc	9 hp (6 kWm)	@75%: 2,2 l/h	5,3 l	LWA 95

### DC WELDING

No load voltage	Welding current	Duty cycle 35%	Duty cycle 60%	Electrodes
90	40-170	35/170	60/140	1,6-4mm

Order code	Volume	PCS per Euro pallet	Weight	Size (mm)	Bar code
MOTOWELD 200	63550	0,18m <sup>3</sup>	8	94 kg dry 720x480x515	8004386635506



## MOTOWELD 250



AWS E6013  
AWS E7018  
AWS E308  
AWS A5.15

🇮🇹 Diesel  
🇫🇷 Diesel  
🇬🇧 Diesel



🇪🇸 Diesel  
🇩🇪 Diesel  
🇷🇺 дизельного



**YANMAR L100 N**



**5 kVA**



**170 A**



**Sockets**

x1 16A, 400V-50Hz~3ph EEC  
x1 16A, 230V-50Hz~1ph EEC  
x1 48V-50Hz~1ph



**12V built-in battery with electric start**



**Earth Leakage Circuit Breaker**



**Low Oil pressure and battery charger warning light**



**Power Output Protection**



**74dB at 7 m**



**START ELECTRIC AND MANUAL**



**AIR COOLING**



OPTIONAL

ON DEMAND (OEM)



**welding cable Ø25mm<sup>2</sup> (5+3m) with accessories**

### Technical specifications

#### GENERATOR

Type	Volt	Power (max)	Power Factor
Asynchronous self-protected self excited	230V~1ph 400V~3ph 50Hz AC	4 kVA 5 kVA	cos φ 0,8

#### ENGINE

Type	RPM	N°cyl / CC	Max power	Fuel consumption	Fuel tank capacity	Noise level
YANMAR L100 N	3000	1Cyl/435cc	8,8 hp (6,47 kWm)	@75%: 1,5 l/h	5,4 l	LWA 99

#### DC WELDING

No load voltage	Welding current	Duty cycle 35%	Duty cycle 60%	Electrodes
90	40-170	35/170	60/140	1,6-4mm

Order code	Volume	PCS per Euro pallet	Weight	Size (mm)	Bar code
MOTOWELD 250	63551	0,25m <sup>3</sup>	8	148 kg dry 920x480x574	8004386635513



# MOTOWELD 300



**HONDA GX 390 OHV**



**5 kVA**



**200 A**



**Sockets**

x1 16A, 400V-50Hz~3ph EEC  
x1 16A, 230V-50Hz~1ph EEC



**Earth Leakage  
Circuit Breaker**



**Low Oil level**



**Power Output  
Protection**



**71dB at 7 m**



**START MANUAL  
RECOIL**



**AIR COOLING**



AWS E6013  
AWS E7018  
AWS E308  
AWS A5.15  
AWS E6010

Benzina  
 Essence  
 Petrol



Gasolina  
 Benzin  
 бензин

			 1000m 3280ft	
		 40°C 104°F		

**OPTIONAL**

		<b>Remote control unit with 20 m cable and plug</b>
		<b>welding cable Ø25mm<sup>2</sup> (5+3m) with accessories</b>

**ON DEMAND (OEM)**


## Technical specifications

### GENERATOR

Asynchronous self-protected self excited	230V~1ph 400V~3ph 50Hz AC	4 kVA 5 kVA	cos φ 0,8

### ENGINE

HONDA GX 390 OHV	3000	1Cyl/390cc	13 hp (8,7 kWm)	@75%: 3,3 l/h	6,1 l	LWA 96

### DC WELDING

70	30-200	35/200	60/150	1,6-4mm

MOTOWELD 300 Order code: 63552	0,18m <sup>3</sup>	8	96 kg dry	720x480x515	8004386635520





## MOTOWELD PRO 500



AWS E6013  
AWS E7018  
AWS E308  
AWS A5.15

Diesel  
 Diesel  
 Diesel



Diesel  
 Diesel  
 ДИЗЕЛЬНОГО



**LOMBARDINI**  
**12LD 477/2**



**8 kVA**



**300 A**



**Sockets**  
x1 16A, 400V-50Hz~3ph EEC  
x1 32A, 230V-50Hz~1ph EEC  
x1 48V-50Hz~1ph



**12V built-in battery**  
with electric start



**Earth Leakage**  
**Circuit Breaker**



**Low Oil pressure**  
and **battery charger**  
warning light



**Power Output**  
**Protection**



**72dB at 7 m**



**START ELECTRIC**



**WATER COOLING**



SAFETY  
LVD



Altitude  
1000m  
3280ft



ARC FORCE  
CONTROL  
SWITCH



**LIFT START TIG**  
**FACILITY**



23S  
IP



Ambient  
Temperature  
40°C  
104°F



**EMERGENCY STOP**  
**BUTTON**

### Technical specifications

#### GENERATOR

Type	Volt	Power (max)	Power Factor
Asynchronous self-protected self excited	230V~1ph 400V~3ph 50Hz AC	7 kVA 8 kVA	cos φ 0,8

#### ENGINE

Type	RPM	N°cyl / CC	Max power	Fuel consumption	Fuel tank capacity	Noise level
LOMBARDINI 12LD 477/2	3000	2Cyl/945cc	17,6 hp (19 kWm)	@75%: 3 l/h	30 l	LWA 97

#### DC WELDING

No load voltage	Welding current	Duty cycle 35%	Duty cycle 60%	Electrodes
70	30-200	35/200	60/150	1,6-4mm

Order code	Volume	PCS per Euro pallet	Weight	Size (mm)	Bar code
MOTOWELD PRO 500	63560	0,80m³	2	340 kg dry 1305x731x844	8004386635605



# MOTOWELD PRO 1000



**KUBOTA D722**



**8 kVA**



**300 A**



**Sockets**  
x1 16A, 400V-50Hz~3ph EEC  
x1 32A, 230V-50Hz~1ph EEC  
x1 48V-50Hz~1ph



**12V built-in battery with electric start**



**Earth Leakage Circuit Breaker**



**Low Oil pressure and battery charger warning light**



**Power Output Protection**



**69dB at 7 m**



**START ELECTRIC**



**WATER COOLING**



AWS E6013  
AWS E7018  
AWS E308  
AWS A5.15

Diesel  
 Diesel  
 Diesel



Diesel  
 Diesel  
 Дизельного

ON DEMAND (OEM)



SAFETY  
LVD



Altitude  
1000m  
3280ft



60 Hz  
VERSION



23S  
IP



Ambient  
Temperature  
40°C  
104°F



LIFT START TIG  
FACILITY

## Technical specifications

### GENERATOR

Type Asynchronous self-protected self excited	Volt 230V~1ph 400V~3ph 50Hz AC	Power (max) 7 kVA 8 kVA	Power Factor cos φ 0,8

### ENGINE

Type KUBOTA D722	RPM 3000	N°cyl / CC 3Cyl/719cc	Max power 17,6 hp (19 kWm)	Fuel consumption @75%: 3,3 l/h	Fuel tank capacity 42 l	Noise level LWA 94

### DC WELDING

No load voltage 70	Welding current 30-300	Duty cycle 35% 35/300	Duty cycle 60% 60/270	Electrodes 1,6-4mm

Order code MOTOWELD PRO 1000	Volume 0,84m³	PCS per Euro pallet 2	Weight 400 kg drY	Size (mm) 1385x660x915	Bar code 8004386635612



# MOTOWELD PRO 500 - 1000

## ACCESSORIES

(optional)



**Trolley two-wheels and handles.  
Trolley con due ruote e maniglie.**

**Cod: 85200**



**Two-wheels site tow undercarriage.  
Carrello a due ruote.**

**Cod: 85201**



**Remote control unit with 20m cable and plug.  
Telecomando con cavo da 20 metri e spina.**

**Cod: 85202**



**Welding cables  $\varnothing 35\text{mm}^2$  (5+3 m) with accessories.  
Cavi  $\varnothing 35\text{mm}^2$  (5+3 m) con accessori.**

**Cod: 85203**



**Parallel Welding Box with ammeter and voltmeter.  
Carrello separato con amperometro e voltmetro.**

**Cod: 85204**



# WELDING TOOLS & CONSUMABLES



**ACCESSORIES**

**CONSUMABLES**

**RECHARGEABLE GAS BOTTLE**



**1000-E**

Solar Power

Light Sensor

LCD Display

UV/IR Protection

Class 1/1/1/2

Shade  
DIN 9/11/13



**Protection Lenses**

Front	115x104x1mm
Back	100x46x1mm



2pcs front  
2pcs back  
Cod. 90326

**Bulk**

20pcs front	20pcs back
Cod. 90339	Cod. 90340

**2000-E 11**

Solar Power

2 Light Sensors

LCD Display

UV/IR Protection

Class 1/1/1/2

Shade  
DIN 11 FIX



**Protection Lenses**

Front	115x104x1mm
Back	102,5x42,3x1mm



2pcs front  
2pcs back  
Cod. 90332

**Bulk**

20pcs front	20pcs back
Cod. 90339	Cod. 90342

Model									PCS per EUROPALLET	Code
1000-E	0.2-0.5s	<1/25000ms	DIN 9/11/13 SELECTION	92x42mm	1/1/1/2	1	425 g	800 g	80	90355
2000-E 11	0.1-0.8s	<1/10000ms	DIN 11 FIX	96x39mm	1/1/1/2	2	425 g	800 g	80	90385

### 2000-E



**Solar Power**

**2 Light Sensors**

**LCD Display**

**UV/IR Protection**

**Class 1/1/1/2**

**TRUE COLOR**

**Shade variable  
DIN 4/9-13**

**Sensitivity & Delay  
time adjustable**



**Protection Lenses**

Front	115x104x1mm	 2pcs front 2pcs back Cod. 90332
Back	102,5x42,3x1mm	

**Bulk**

20pcs front	20pcs back
Cod. 90339	Cod. 90342



### 2000-G



**Solar Power**

**2 Light Sensors**

**LCD Display**

**UV/IR Protection**

**Class 1/1/1/2**

**TRUE COLOR**

**Shade variable  
DIN 4/9-13**

**Reflect Paint**

**Sensitivity & Delay  
time adjustable**



**Grinding Mode**











**Protection Lenses**

Front	110x90x1mm	 2pcs front 2pcs back Cod. 90327
Back	102,5x42,3x1mm	

**Bulk**

20pcs front	20pcs back
Cod. 90341	Cod. 90342



Model									PCS per EUROPALLET	Code
2000-E	0.1-1.0s	<1/30000ms	DIN 4/9-13	96x39mm	1/1/1/2	2	425 g	800 g	80	90390
2000-G	0.1-1.0s	<1/30000ms	DIN 4/9-13	92x42mm	1/1/1/2	2	425 g	800 g	80	90392



3000-E ORION



- Solar Power
- 4 Light Sensors
- LCD Display
- UV/IR Protection
- Class 1/1/1/2
- TRUE COLOR



Shade variable DIN 4/9-13

Sensitivity & Delay time adjustable

Grinding Mode

**Protection Lenses**

Front	115x104x1mm
Back	100x49x1mm



2pcs front  
2pcs back  
Cod. 90333

**Bulk**

20pcs front	20pcs back
Cod. 90339	Cod. 90345



3000-E JOKER



- Solar Power
- 4 Light Sensors
- LCD Display
- UV/IR Protection
- Class 1/1/1/2
- TRUE COLOR



Shade variable DIN 4/9-13

Sensitivity & Delay time adjustable

Grinding Mode

**Protection Lenses**

Front	115x104x1mm
Back	100x49x1mm



2pcs front  
2pcs back  
Cod. 90333

**Bulk**

20pcs front	20pcs back
Cod. 90339	Cod. 90345



Model									PCS per EUROPALLET	Code
3000-E ORION	0.1-0.8s	<1/25000S	DIN 4/9-13	100x45mm	1/1/1/2	2	425 g	900 g	1	90351
3000-E JOKER	0.1-1.0s	<1/25000S	DIN 4/9-13	100x45mm	1/1/1/2	2	425 g	900 g	1	90352



**3000-E FLIP UP**



- Solar Power
- 4 Light Sensors
- LCD Display
- UV/IR Protection
- Class 1/1/1/2
- TRUE COLOR



- Shade variable  
DIN 4/9-13
- Sensitivity & Delay  
time adjustable
- Grinding Mode

Protection Lenses	
Front	110x90x1mm
Back	100x49x1mm



2pcs front  
2pcs back  
Cod. 90328

Bulk	
20pcs front	20pcs back
Cod. 90341	Cod. 90345



**3000-E FRESH AIR**











- Air Hose
- Simple and clear  
status display
- Light weight
- Variable Airflow  
Speed Control
- Removable Li/on  
Battery



2pcs front  
2pcs back  
Cod. 90333

Protection Lenses	
Front	115x104x1mm
Back	110x49x1mm

Model									PCS per EUROPALLET	Code
3000-E FLIP UP	0.1-1.0s	<1/25000S	DIN 4/9-13	100x45mm	1/1/1/2	4	425 g	900 g	80	90353
3000-E AIR FRESH	0.1-1.0s	<1/25000S	DIN 4/9-13	100x45mm	1/1/1/2	4	425 g	3000 g	80	90354




4000 E



- Solar Power
- 4 Light Sensors
- LCD Display
- UV/IR Protection
- Class 1/1/1/1
- TRUE COLOR



- Shade variable DIN 4/5-8/9-13
- Sensitivity & Delay time adjustable



**Protection Lenses**

Front	115x104x1mm
Back	100x63,5x1mm



2pcs front  
2pcs back  
Cod. 90334

**Bulk**

20pcs front	20pcs back
Cod. 90339	Cod. 90346


5000 E



- Solar Power
- 4 Light Sensors
- LCD Display
- UV/IR Protection
- Class 1/1/1/2
- TRUE COLOR



- Shade variable DIN 4/5-8/9-13
- Sensitivity & Delay time adjustable



**Protection Lenses**

Front	118x137x1mm
Back	105x92x1mm



2pcs front  
2pcs back  
Cod. 90338

**Bulk**

20pcs front	20pcs back
Cod. 90347	Cod. 90349

Model	☐ → ☐	☐ → ☐	☐	☐	👁️	📶	⚖️ KG	📦 KG BOX	PCS per EUROPALLET	Code
4000 E	0.1-1.0s	<1/30000ms	DIN 5-8/9-13	100x60mm	1/1/1/1	4	425 g	1000 g	80	90397
5000 E	0.1-1.0s	<1/30000ms	DIN 5-8/9-13	98x87mm	1/1/1/2	4	425 g	1000 g	80	90399

**PROTECTOR 400**



<b>Bag</b>				
Cod.	90405	DIN	DIN 5	Ø50mm
Masterbox	6pcs		72 g	

**PROTECTOR 500**



<b>Blister</b>				
Cod.	90406	DIN	DIN 5	Ø50mm
Masterbox	6pcs		72 g	


**PROTECTOR 500 FLIP UP**



<b>Bag</b>				
Cod.	90407	DIN	DIN 5	Ø50mm
Masterbox	6pcs		72 g	


**PROTECTOR 1000**



Cod.	90360	DIN	DIN 11 FIX	50x105mm
Cod.	90362	DIN	DIN 11 FIX	75x98mm
Cod.	90364	DIN	DIN 11 FIX	90x110mm
Masterbox	6pcs		350 g	

**HELMET 2000 C**



<b>BOX</b>				
Cod.	90370	DIN	DIN 11 FIX	30x90mm
Masterbox	6pcs		800 g	

**ELECTRONIC MASK**



<b>ELECTRONIC</b>				
Cod.	90358	DIN	DIN 11 FIX	90x110mm
Masterbox	6pcs		400 g	



**ELECTRODE HOLDER  
PINZA PORTA ELETTRODO**

**VULCAN V160**

**NEW PRODUCT**



120 A  
⊕ Cable: 10-16mm<sup>2</sup>  
Max Electrodes: 2,5mm<sup>2</sup>  
120A (35%)  
80A (60%)

Blister	
Cod.	88125
Pcs.	1
Masterbox	12pcs

**VULCAN V200**

**NEW PRODUCT**



200 A  
⊕ Cable: Ø10-25mm<sup>2</sup>  
Max Electrodes: 3,25mm<sup>2</sup>  
200A (35%)  
120A (60%)

Blister	
Cod.	88200
Pcs.	1
Masterbox	12pcs

**VULCAN V300**



300 A  
⊕ Cable: Ø16-35mm<sup>2</sup>  
Max Electrodes: Ø4mm<sup>2</sup>  
300A (35%)  
200A (60%)

Blister	
Cod.	88300
Pcs.	1
Masterbox	12pcs

**VULCAN V400**



300 A  
⊕ Cable: Ø25-35mm<sup>2</sup>  
Max Electrodes: Ø4mm<sup>2</sup>  
300A (35%)  
220A (60%)

Blister	
Cod.	88305
Pcs.	1
Masterbox	6pcs

**VULCAN V500**



500 A  
⊕ Cable: Ø35-70mm<sup>2</sup>  
Max Electrodes: Ø5mm<sup>2</sup>  
500A (35%)  
300A (60%)

Blister	
Cod.	88500
Pcs.	1
Masterbox	6pcs

**EARTH CLAMP  
PINZA DI MASSA**

**KONTACT K200**

**NEW PRODUCT**



160 A  
⊕ Cable: Ø10-16mm<sup>2</sup>  
100A (20%)  
80A (60%)

Blister	
Cod.	89200
Pcs.	1
Masterbox	12pcs

**KONTACT K300**



300 A  
⊕ Cable: Ø16-25mm<sup>2</sup>  
300A (35%)  
250A (60%)

Blister	
Cod.	89300
Pcs.	1
Masterbox	12pcs

**KONTACT K400  
MAGNET**

**NEW PRODUCT**



400 A  
⊕ Cable: Ø35-50mm<sup>2</sup>  
400A (35%)  
300A (60%)

Box	
Cod.	89550
Pcs.	1
Masterbox	2pcs

**KONTACT K500**



500 A  
⊕ Cable: Ø35-70mm<sup>2</sup>  
500A (35%)  
400A (60%)

Blister	
Cod.	89500
Pcs.	1
Masterbox	6pcs

**WELDING MAGNET  
MAGNETI PER SALDATURA**

**4 MAGNET KIT**

**NEW PRODUCT**



45° - 90° - 145°

Blister	
Cod.	98027
Pcs.	1
Masterbox	6pcs

**WELDING MAGNET**



45° - 90° - 145°  
⌋ 12kg max

Blister	
Cod.	88031
Pcs.	1
Masterbox	6pcs

**BIG WELDING MAGNET**

**NEW PRODUCT**



45° - 90° - 145°  
⌋ 23kg max

Blister	
Cod.	88041
Pcs.	1
Masterbox	6pcs

**MAGNETIC SWEEPER**

**NEW PRODUCT**



SCOPA MAGNETICA

Box	
Cod.	88045
Pcs.	1
Masterbox	1pcs





## POWER CONNECTORS CONNETTORI DI POTENZA

**KONNECTOR  
PSM 10-25**



Cable/Cavo:  
10-25mm<sup>2</sup>

Blister	
Cod.	90610
Pcs.	2
Masterbox	6pcs

**KONNECTOR  
PSM 35-50**



Cable/Cavo:  
35-50mm<sup>2</sup>

Blister	
Cod.	90630
Pcs.	2
Masterbox	6pcs

**KONNECTOR  
SM 10-25**



Cable/Cavo:  
10-25mm<sup>2</sup>

Blister	
Cod.	90510
Pcs.	2
Masterbox	6pcs

**KONNECTOR  
SM 35-50**



Cable/Cavo:  
35-50mm<sup>2</sup>

Blister	
Cod.	90530
Pcs.	2
Masterbox	6pcs

**KONNECTOR  
PM 10-25**



Cable/Cavo:  
10-25mm<sup>2</sup>

Blister	
Cod.	90585
Pcs.	2
Masterbox	6pcs

**KONNECTOR  
PM 35-50**



Cable/Cavo:  
35-50mm<sup>2</sup>

Blister	
Cod.	90603
Pcs.	2
Masterbox	6pcs

**KONNECTOR  
PP 10-25**



Panel/Pannello

Blister	
Cod.	90575
Pcs.	2
Masterbox	6pcs

**KONNECTOR  
PP 35-50**



Panel/Pannello

Blister	
Cod.	90602
Pcs.	2
Masterbox	6pcs

**KONNECTOR  
SM 10-25**



Cable/Cavo:  
10-25mm<sup>2</sup>

Box	
Cod.	90560
Pcs.	10
Masterbox	100pcs

**KONNECTOR  
SM 35-50**



Cable/Cavo:  
35-50mm<sup>2</sup>

Box	
Cod.	90590
Pcs.	10
Masterbox	100pcs

**KONNECTOR  
PM 10-25**



Cable/Cavo:  
10-25mm<sup>2</sup>

Box	
Cod.	90580
Pcs.	10
Masterbox	100pcs

**KONNECTOR  
PM 35-50**



Cable/Cavo:  
35-50mm<sup>2</sup>

Box	
Cod.	90605
Pcs.	10
Masterbox	100pcs

**KONNECTOR  
PP 10-25**



Panel/Pannello

Box	
Cod.	90570
Pcs.	10
Masterbox	10pcs

**KONNECTOR  
PP 35-50**



Panel/Pannello

Box	
Cod.	90600
Pcs.	10
Masterbox	10pcs

## WELDING CABLE CAVO PER SALDATRICE

**16X10**



⊙16 mm<sup>2</sup>  
10 mt

Box	
Cod.	89600
Pcs.	1
Masterbox	5pcs

**16X5**



⊙16 mm<sup>2</sup>  
5 mt

Box	
Cod.	89610
Pcs.	1
Masterbox	5pcs

**25x10**



⊙25 mm<sup>2</sup>  
10 mt

Box	
Cod.	89700
Pcs.	1
Masterbox	5pcs

**25x5**



⊙25 mm<sup>2</sup>  
5 mt

Box	
Cod.	89710
Pcs.	1
Masterbox	5pcs



**ELECTRODES  
ELETTRODI**

**FILLER RODS  
TIG**



**INOX ER308L**

**SG2 ER70S-6**

**INOX ER316L**

<b>Cod.</b>	90070	90071	90072	90073	90074	90075
<b>Pcs.</b>	60	40	60	40	60	40
<b>Ø</b>	1,6mm	2,0mm	1,6mm	2,0mm	1,6mm	2,0mm
<b>Length</b>	330mm	330mm	330mm	330mm	330mm	330mm
<b>Masterbox</b>	6pcs	6pcs	6pcs	6pcs	6pcs	6pcs

**ARK-EL - Bag Hook  
Rutile - E6013**



<b>Cod.</b>	90505	90506
<b>Pcs.</b>	10	10
<b>Ø</b>	2,0mm	2,5mm
<b>Length</b>	300mm	300mm
<b>Masterbox</b>	6pcs	6pcs

**ARK-EL - Bag  
Rutile - E6013**



<b>Cod.</b>	90507	90508
<b>Pcs.</b>	25	50
<b>Ø</b>	2,5mm	2,5mm
<b>Length</b>	300mm	300mm
<b>Masterbox</b>	6pcs	6pcs

**ARK-EL - Blister  
Rutile - E6013**



<b>Cod.</b>	90470	90471	90490	90480	90481
<b>Pcs.</b>	25	25	15	50	50
<b>Ø</b>	2,0mm	2,5mm	3,25mm	2,0mm	2,5mm
<b>Length</b>	300mm	300mm	300mm	300mm	300mm
<b>Masterbox</b>	6pcs	6pcs	6pcs	6pcs	6pcs

**ARK-EL - Blister  
Stainless Steel / Inox - E308**



<b>Cod.</b>	90492	90493
<b>Pcs.</b>	10	8
<b>Ø</b>	2,5mm	3,25mm
<b>Length</b>	300mm	350mm
<b>Masterbox</b>	6pcs	6pcs

**ARK-EL - Blister - Cast Iron/  
Ghisa - A5.15 - ENiFe-CI**



<b>Cod.</b>	90494
<b>Pcs.</b>	12
<b>Ø</b>	2,5mm
<b>Length</b>	300mm
<b>Masterbox</b>	2pcs

Other sizes can be supplied on demand. / Altre misure possono essere fornite su richiesta.



## ELECTRODES ELETTRODI

**ARK-EL - Tubes Hook  
Rutile - E6013**



<b>Cod.</b>	90495	90496	90497	90498
<b>Pcs.</b>	50	30	20	10+10+10
<b>Ø</b>	2,0mm	2,5mm	3,25mm	2,0+2,5+3,25mm
<b>Length</b>	300mm	300mm	300mm	300mm
<b>Masterbox</b>	8pcs	8pcs	8pcs	8pcs

**ARK-EL - Plastic Tube  
Rutile - E6013**



<b>Cod.</b>	90499
<b>Pcs.</b>	121
<b>Ø</b>	2,5mm
<b>Length</b>	300mm
<b>Masterbox</b>	4pcs

**ARK-EL - Plastic Tube  
Stainless Steel / Inox - E308**



<b>Cod.</b>	90500
<b>Pcs.</b>	110
<b>Ø</b>	2,5mm
<b>Length</b>	300mm
<b>Masterbox</b>	1pcs

**ARK-EL - Plastic Tube  
Stainless Steel / Inox - E316L**



<b>Cod.</b>	90502
<b>Pcs.</b>	110
<b>Ø</b>	2,5mm
<b>Length</b>	300mm
<b>Masterbox</b>	1pcs

**ARK-EL - Carton Prof  
Rutile - E6013**



<b>Cod.</b>	90731	90744	90745	90755	90790
<b>Pcs.</b>	402	202	303	202	50+50+30
<b>Ø</b>	2,0mm	2,5mm	2,5mm	3,25mm	2,0+2,5+3,25mm
<b>Length</b>	300mm	300mm	300mm	300mm	300mm
<b>Masterbox</b>	4pcs	4pcs	4pcs	4pcs	8pcs

## DRY RODS



FORNETTO PER ELETTRODI


<b>Cod.</b>	92478
<b>Electrode Capacity</b>	5kg
<b>Input Voltage</b>	AC 220V DC 110V
<b>Max Temperature</b>	50-150°C
<b>Electrode Length</b>	450 mm

Other sizes can be supplied on demand. / Altre misure possono essere fornite su richiesta.




**WELDING GLASSES  
VETRINI SALDATURA**

**VERTEC**



**PROTECT**



Bulk			
<b>Cod.</b>	90400	90402	90404
<b>Pcs.</b>	1	1	1
<b>Size</b>	50x105mm	75x98mm	90x110mm
<b>Masterbox</b>	25 pcs	25 pcs	25 pcs

Bulk													
<b>Cod.</b>	90411	90413	90414	90415	90416	90420	90422	90424	90426	90430	90432	90434	90436
<b>Pcs.</b>	1	1	1	1	1	1	1	1	1	1	1	1	1
<b>DIN</b>	11	9	10	11	12	9	10	11	12	9	10	11	12
<b>Size</b>	50x105mm	55x110mm	55x110mm	55x110mm	55x110mm	75x98mm	75x98mm	75x98mm	75x98mm	90x110mm	90x110mm	90x110mm	90x110mm
<b>Masterbox</b>	100 pcs	100 pcs	100 pcs	100 pcs	100 pcs	100 pcs	100 pcs	100 pcs	100 pcs	100 pcs	100 pcs	100 pcs	100 pcs

Blister			
<b>Cod.</b>	90400/S	90402/S	90404/S
<b>Pcs.</b>	2	2	2
<b>Size</b>	50x105mm	75x98mm	90x110mm
<b>Masterbox</b>	12 pcs	12 pcs	12 pcs

Blister			
<b>Cod.</b>	90411/S	90424/S	90434/S
<b>Pcs.</b>	2	2	2
<b>DIN</b>	11	11	11
<b>Size</b>	50x105mm	75x98mm	90x110mm
<b>Masterbox</b>	12 pcs	12 pcs	12 pcs

**WELDING WIRE  
FILO PER SALDATURA**

**STEEL 100mm**



**STAINLESS STEEL  
INOX 100mm**



**ALU 100mm**



**FLUX/FILO NO GAS  
100mm**



Blister						
<b>Cod.</b>	92900	92903	92915	92916	92931	92933
<b>Pcs.</b>	1	1	1	1	1	1
<b>Ø</b>	0,6	0,6	0,8	0,8	0,8	1,0
<b>Kg</b>	0,2	0,5	0,2	0,5	1,0	1,0
<b>Masterbox</b>	18pcs	18pcs	18pcs	18pcs	10pcs	10pcs

Blister			
<b>Cod.</b>	92940	92943	92959
<b>Pcs.</b>	1	1	1
<b>Ø</b>	0,8	0,8	0,8
<b>Kg</b>	0,2	0,5	1,0
<b>Masterbox</b>	6pcs	6pcs	3pcs

Blister		
<b>Cod.</b>	92945	92948
<b>Pcs.</b>	1	1
<b>Ø</b>	0,8	0,8
<b>Kg</b>	0,2	0,45
<b>Masterbox</b>	6pcs	6pcs

Blister						
<b>Cod.</b>	92950	92952	92953	92954	92960	92967
<b>Pcs.</b>	1	1	1	1	1	1
<b>Ø</b>	0,9	0,8	0,8	0,8	0,9	0,9
<b>Kg</b>	0,2	0,2	0,5	1,0	0,5	1,0
<b>Masterbox</b>	18pcs	18pcs	18pcs	10pcs	18pcs	10pcs

**STEEL 200mm**



**STAINLESS STEEL  
INOX 200mm**



**ALU 200mm**



**FLUX/FILO NO GAS  
200mm**



**STEEL 300mm**



Box			
<b>Cod.</b>	92905	92920	92932
<b>Pcs.</b>	1	1	1
<b>Ø</b>	0,6	0,8	1,0
<b>Kg</b>	5	5	5
<b>Masterbox</b>	1pcs	1pcs	1pcs

Box		
<b>Cod.</b>	92941	92944
<b>Pcs.</b>	1	1
<b>Ø</b>	0,8	1,0
<b>Kg</b>	5	5
<b>Masterbox</b>	1pcs	1pcs

Box		
<b>Cod.</b>	92946	92949
<b>Pcs.</b>	1	1
<b>Ø</b>	0,8	1,0
<b>Kg</b>	2	2
<b>Masterbox</b>	1pcs	1pcs

Box			
<b>Cod.</b>	92969	92970	92980
<b>Pcs.</b>	1	1	1
<b>Ø</b>	0,8	0,9	1,0
<b>Kg</b>	4,5	4,5	4,5
<b>Masterbox</b>	1pcs	1pcs	1pcs

Box				
<b>Cod.</b>	92991	92992	92993	92994
<b>Pcs.</b>	1	1	1	1
<b>Ø</b>	0,6	0,8	1,0	1,2
<b>Kg</b>	15	15	15	15
<b>Masterbox</b>	1pcs	1pcs	1pcs	1pcs

Other sizes can be supplied on demand. / Altre misure possono essere fornite su richiesta.



**HAMMER & BRUSH  
MARTELLI E SPAZZOLE**

**HAMMER BRUSH**



Blister		
Cod.	90300	90305
Length	170mm	270mm
Pcs.	1	1
Masterbox	6pcs	6pcs

**W BRUSH**



Blister	
Cod.	90306
Pcs.	1
Masterbox	6pcs

**PRO HAMMER BRUSH**



Cod. 80001

Blister	
Cod.	80000
Pcs.	1
Masterbox	6pcs

**A CHIPPING HAMMER**



300g

Blister		
Cod.	80010	80005
Pcs.	1	1
Masterbox	6pcs	6pcs

**W CHIPPING HAMMER**



330g

Blister	
Cod.	80015
Pcs.	1
Masterbox	6pcs



WELDING PROTECTION  
ACCESSORI DI PROTEZIONE

WORK GLOVES



Cod.	90329
Pcs.	1
Masterbox	3pcs

WELDING GLOVES



A1:2005

Cod.	90330
Pcs.	1
Masterbox	3pcs

DIY WELDING APRON



Cod.	90314
Pcs.	1
Masterbox	6pcs



PRO WELDING APRON



Box	
Cod.	90316
Pcs.	1
Masterbox	2pcs



WORKER APRON



Bag Hook	
Cod.	90318
Pcs.	1
Masterbox	2pcs



## GAS BOTTLE BOMBOLE GAS



No Rechargeable

Box			
Type	ARGON+CO <sub>2</sub>	CO <sub>2</sub>	ARGON
Pcs.	1	1	1
Cod.	92500	92510	92520
Masterbox	12	12	12

## OXYGEN BOTTLE BOMBOLE OSSIGENO



Box	
Pcs.	1
Cod.	92495
Masterbox	12

## PROMIG JET SPRAY



Anti Spatter Spray

Box	
Pcs.	1
Cod.	92530
Masterbox	24

## GAS REGULATORS REGOLATORI GAS

### BRICO



Blister	
Cod.	92400
Pcs.	1
Masterbox	6pcs

### BRICO PROF



Box	
Cod.	92410
Pcs.	1
Masterbox	6pcs

### CO<sub>2</sub> HEATER RISCALDATORE CO<sub>2</sub>



Box	
Cod.	92475
Pcs.	1
Masterbox	2pcs

### MICRO MAX



Box	
Cod.	92420
Pcs.	1
Masterbox	2pcs

### MAX-PROF



Box	
Cod.	92430
Pcs.	1
Masterbox	2pcs

### MAX-FLUX



Box	
Cod.	92425
Pcs.	1
Masterbox	2pcs

### MIG TORCH FLOW



Box	
Cod.	92470
Pcs.	1
Masterbox	12pcs

### ADAPTER CO<sub>2</sub>/Argon

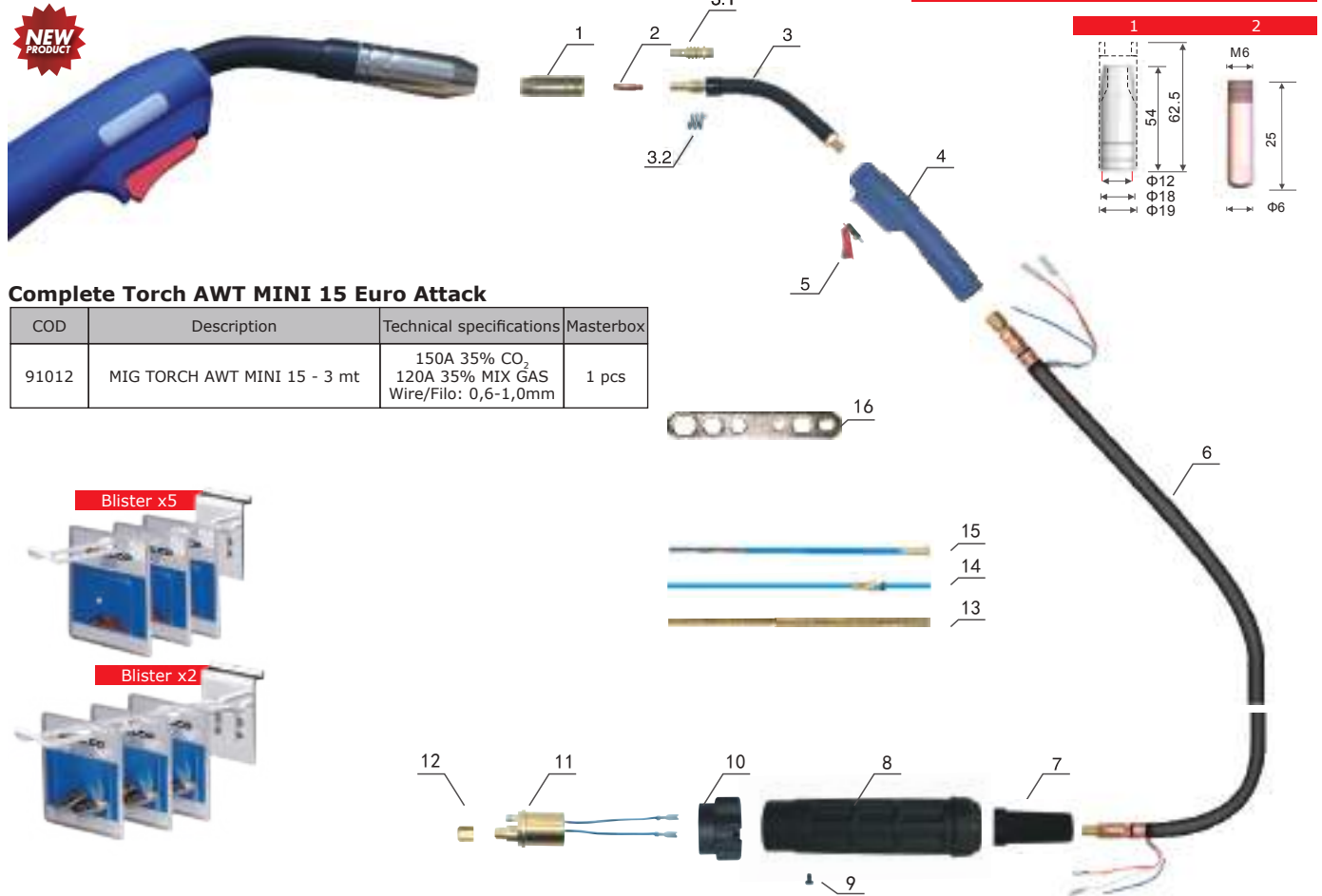


Box	
Cod.	92419
Pcs.	1
Masterbox	2pcs



EN60974-7

TORCH AWT MINI 15



## Complete Torch AWT MINI 15 Euro Attack

COD	Description	Technical specifications	Masterbox
91012	MIG TORCH AWT MINI 15 - 3 mt	150A 35% CO <sub>2</sub> 120A 35% MIX GAS Wire/Filo: 0,6-1,0mm	1 pcs

Position	COD	Description	PCS
1	91508	Gas Nozzle/Ugello Gas AWT 15 - Ø14 - 12X54	x10
	91515	Gas Nozzle/Ugello Gas AWT 15 - Ø10 - 12X54	x10
	91520	Gas Nozzle/Ugello Gas AWT 15 - Øcylinder - 12X54	x10
	91510/S	Gas Nozzle/Ugello Gas AWT 15 - Ø14 - 12X54	blister x2
	91515/S	Gas Nozzle/Ugello Gas AWT 15 - Ø10 - 12X54	blister x2
	91520/S	Gas Nozzle/Ugello Gas AWT 15 - Øcylinder - 12X54	blister x2
2	91200	Contact Tip/Punta di contatto M6x25 - Ø0,6	blister x5
	91210	Contact Tip/Punta di contatto M6x25 - Ø0,8	blister x5
	91220	Contact Tip/Punta di contatto M6x25 - Ø1,0	blister x5
	91205	Contact Tip/Punta di contatto M6x25 - Ø0,6	x50
	91212	Contact Tip/Punta di contatto M6x25 - Ø0,8	x50
	91225	Contact Tip/Punta di contatto M6x25 - Ø1,0	x50
	91240	Contact Tip Alu/Punta di contatto Alluminio M6x25 - Ø0,8	blister x5
	91250/S	Contact Tip Alu/Punta di contatto Alluminio M6x25 - Ø1,0	blister x5
	91242	Contact Tip Alu/Punta di contatto Alluminio M6x25 - Ø0,8	x50
	91250	Contact Tip Alu/Punta di contatto Alluminio M6x25 - Ø1,0	x50

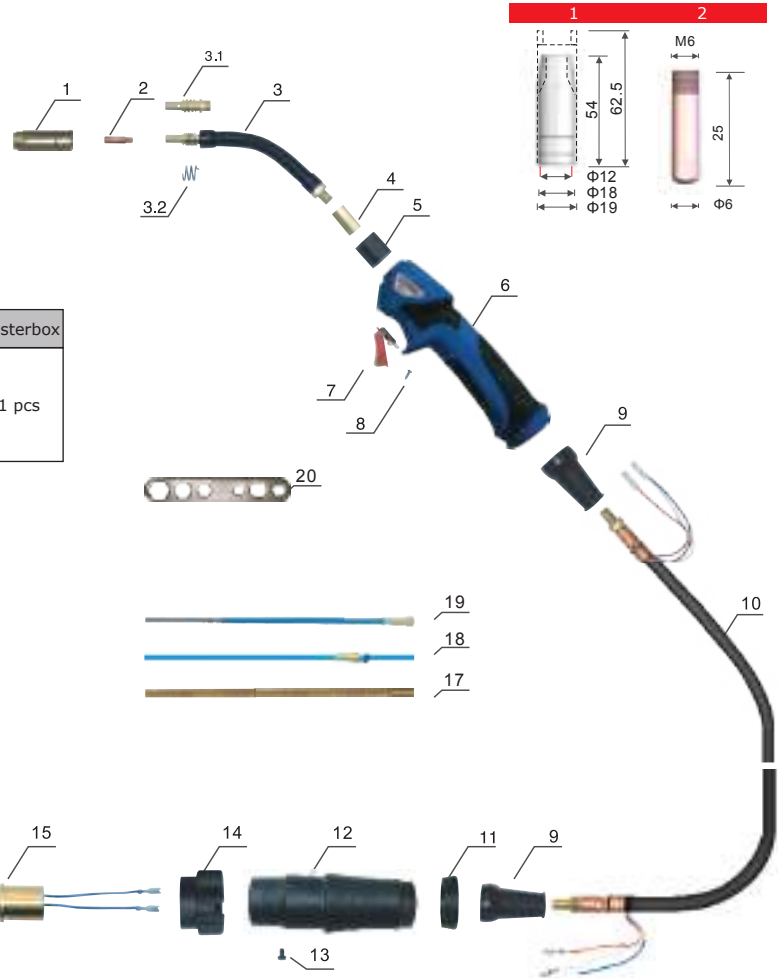
Position	COD	Description	PCS
3	91135	Torch head/Collo di cigno	x1
3.1	91801	Diffuser/Diffusore	x5
3.2	92300	Spring/Molla	x5
4	91125	MIG handle/Maniglia	x1
5	91181	Trigger/Pulsante	x1
6	91124	Coaxial cable/ Cavo coassiale 3mt	x1
7	91183	Joint/Giunto	x1
8	91123	Back box/Corpo in plastica	x1
9	91122	Screw/Vite M3x10	x1
10	91192	Adaptor nut/Ghiera	x1
11	91193	Euro central adaptor body/Air cooling	x1
12	91195	Liner nut/Dado per guaina	x5
13	91120	Brass terminal/Terminale in ottone Ø2.0 x 4.0mm 0.35m	x1
14	92010	Teflon liner/Guaina in Teflon Ø4.0 x 1.5mm 3m	x1
15	92000	Blu liner/Guaina blu Ø0.6-0.8 x 3m	x1
16	91121	Spanner for MIG torches/Chiave	x1

Particular spare parts can be supplied on demand. / Ricambi speciali possono essere forniti su richiesta.



EN60974-7

## TORCH AWT 15



### Complete Torch AX 15 Euro Attack

COD	Description	Technical specifications	Masterbox
91015	MIG TORCH AWT 15 - 3 mt	180A CO <sub>2</sub> 150A MIX Wire/Filo: 0,6-1,0mm	1 pcs
91016	MIG TORCH AWT 15 - 4 mt		
91018	MIG TORCH AWT 15 - 5 mt		

Blister x5



Blister x2



Position	COD	Description	PCS
1	91508	Gas Nozzle/Ugello Gas AWT 15 - Ø14 - 12X54	x10
	91515	Gas Nozzle/Ugello Gas AWT 15 - Ø10 - 12X54	x10
	91520	Gas Nozzle/Ugello Gas AWT 15 - Øcylinder - 12X54	x10
	91510/S	Gas Nozzle/Ugello Gas AWT 15 - Ø14 - 12X54	blister x2
	91515/S	Gas Nozzle/Ugello Gas AWT 15 - Ø10 - 12X54	blister x2
	91520/S	Gas Nozzle/Ugello Gas AWT 15 - Øcylinder - 12X54	blister x2
2	91200	Contact Tip/Punta di contatto M6x25 - Ø0,6	blister x5
	91210	Contact Tip/Punta di contatto M6x25 - Ø0,8	blister x5
	91220	Contact Tip/Punta di contatto M6x25 - Ø1,0	blister x5
	91205	Contact Tip/Punta di contatto M6x25 - Ø0,6	x50
	91212	Contact Tip/Punta di contatto M6x25 - Ø0,8	x50
	91225	Contact Tip/Punta di contatto M6x25 - Ø1,0	x50
	91240	Contact Tip Alu/Punta di contatto Alluminio M6x25 - Ø0,8	blister x5
	91250/S	Contact Tip Alu/Punta di contatto Alluminio M6x25 - Ø1,0	blister x5
	91242	Contact Tip Alu/Punta di contatto Alluminio M6x25 - Ø0,8	x50
91250	Contact Tip Alu/Punta di contatto Alluminio M6x25 - Ø1,0	x50	
3	91130	Torch head/Collo di cigno	x1
3.1	91801	Diffuser/Diffusore	x5
3.2	92300	Spring/Molla	x5

Position	COD	Description	PCS
4	91188	Hexagonal fitting/Connettore esagonale	x1
5	95096	Plastic body/Corpo in plastica	x1
6	91180	MIG handle/Maniglia	x1
7	91181	Trigger/Pulsante	x1
8	91122	Screw/Vite M3x10	x1
9	91183	Joint/Giunto	x1
10	92200	Coaxial cable/Cavo coassiale 3mt	x1
	92201	Coaxial cable/ Cavo coassiale 4mt	x1
11	91119	Housing for joint/Bloccagiunto	x1
12	91191	Back box/Corpo in plastica	x1
13	91122	Screw/Vite M3x10	x1
14	91192	Adaptor nut/Ghiera	x1
15	91193	Euro central adaptor body/air cooling	x1
16	91195	Liner nut/Dado per guaina	x5
17	91120	Brass terminal/Terminale in ottone Ø2.0 x 4.0mm 0.35m	x1
18	92010	Teflon liner/Guaina in Teflon Ø4.0 x 1.5mm 3m	x1
19	92000	Blu liner/Guaina blu Ø0.6-0.8 x 3m	x1
20	91121	Spanner for MIG torches/Chiave	x1

Particular spare parts can be supplied on demand. / Ricambi speciali possono essere forniti su richiesta.



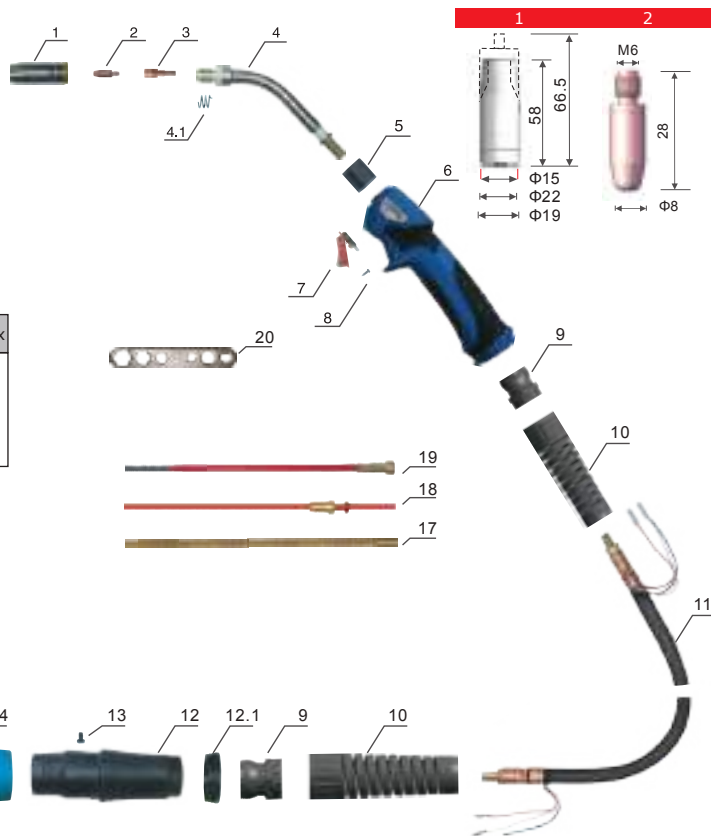
EN60974-7

TORCH AWT 25



## Complete Torch AWT 25 Euro Attack

COD	Description	Technical specifications	Masterbox
91020	MIG TORCH AWT 25 - 3 mt	230A CO <sub>2</sub> 200A MIX Wire/Filo: 0,8-1,2mm	1 pcs
91021	MIG TORCH AWT 25 - 4 mt		
91022	MIG TORCH AWT 25 - 5 mt		



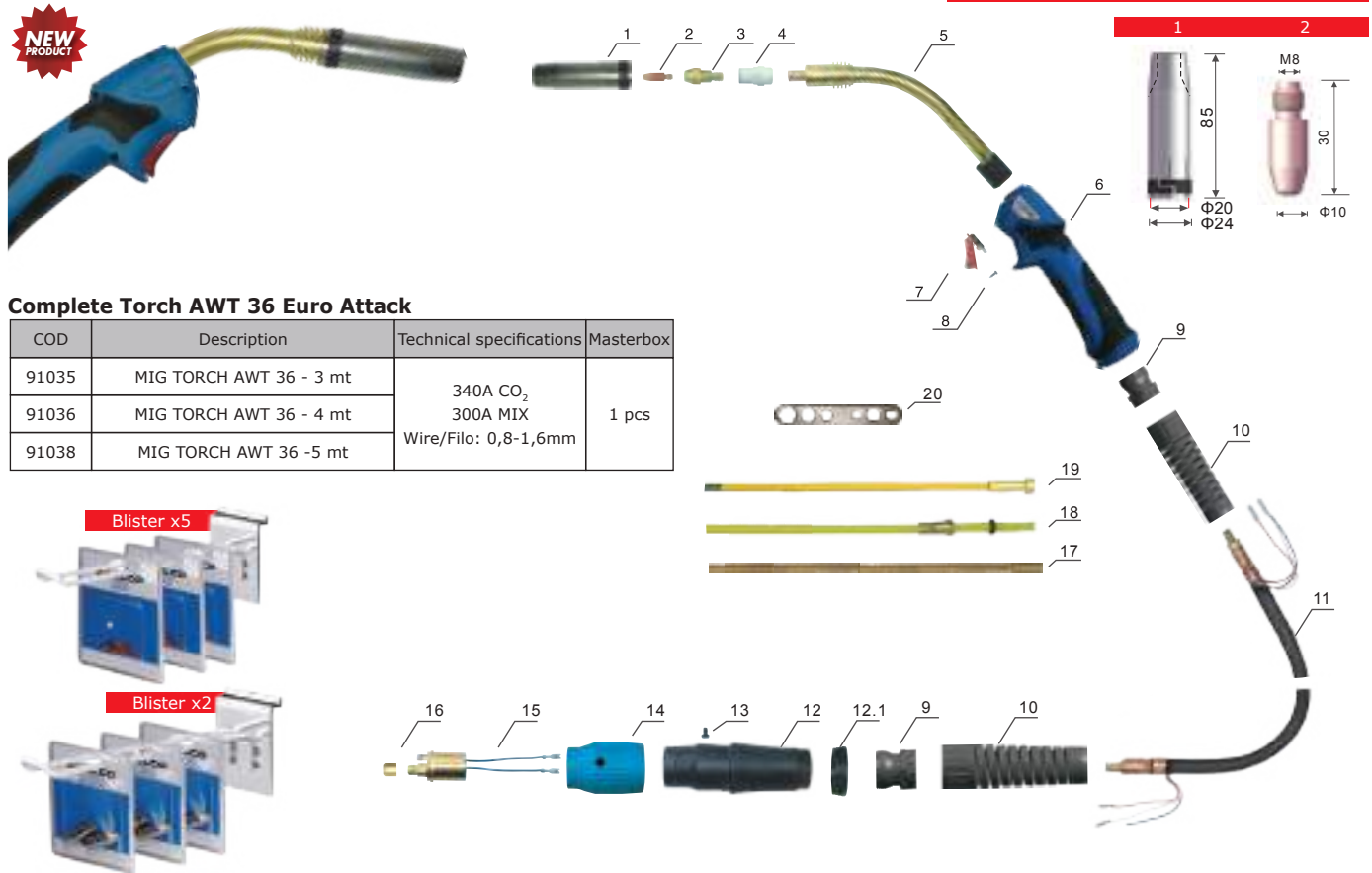
Position	COD	Description	PCS
1	91530	Gas Nozzle/Ugello Gas AWT 25 - Ø15 - 15X58	x10
	91545	Gas Nozzle/Ugello Gas AWT 25 - Ø11 - 15X58	x10
	91550	Gas Nozzle/Ugello Gas AWT 25 - Øcylinder - 15X58	x10
	92032	Spot Gas Nozzle/Ugello Gas Puntatura AWT 25 - Øcylinder - 15X58	x10
	91530/S	Gas Nozzle/Ugello Gas AWT 25 - Ø15 - 15X58	blister x2
	91545/S	Gas Nozzle/Ugello Gas AWT 25 Ø11 - 15X58	blister x2
	91550/S	Gas Nozzle/Ugello Gas AWT 25 Øcylinder - 15X58	blister x2
2	91259/S	Contact Tip/Punta di contatto M6x28 - Ø0,6	blister x5
	91260/S	Contact Tip/Punta di contatto M6x28 - Ø0,8	blister x5
	91270/S	Contact Tip/Punta di contatto M6x28 - Ø1,0	blister x5
	91280/S	Contact Tip/Punta di contatto M6x28 - Ø1,2	blister x5
	91259	Contact Tip/Punta di contatto M6x28 - Ø0,6	x50
	91260	Contact Tip/Punta di contatto M6x28 - Ø0,8	x50
	91270	Contact Tip/Punta di contatto M6x28 - Ø1,0	x50
	91280	Contact Tip/Punta di contatto M6x28 - Ø1,2	x50
	91300/S	Contact Tip Alu /Punta di contatto alluminio M6x28 - Ø0,8	blister x5
	91310/S	Contact Tip Alu /Punta di contatto alluminio M6x28 - Ø1,0	blister x5
	91320/S	Contact Tip Alu /Punta di contatto alluminio M6x28 - Ø1,2	blister x5
	91300	Contact Tip Alu /Punta di contatto alluminio M6x28 - Ø0,8	x50
	91310	Contact Tip Alu /Punta di contatto alluminio M6x28 - Ø1,0	x50
91320	Contact Tip Alu /Punta di contatto alluminio M6x28 - Ø1,2	x50	
3	91810	Diffuser/Diffusore	x1
4	91135	Torch head/Collo di cigno	x1
4.1	92300	Spring/Molla	x1

Position	COD	Description	PCS	
5	95096	Plastic body/Corpo in plastica	x1	
6	91180	MIG handle/Maniglia	x1	
7	91181	Trigger/Pulsante	x1	
8	91122	Screw/Vite M3x10	x1	
9	91183	Joint/Giunto	x1	
10	91810	Spring for cable/Molla per cavo	x1	
	91108	Coaxial cable/Cavo coassiale 3mt	x1	
	91107	Coaxial cable/ Cavo coassiale 4mt	x1	
11	91106	Coaxial cable/ Cavo coassiale 5mt	x1	
	91191	Back box/Corpo in plastica	x1	
12	91191	Back box/Corpo in plastica	x1	
12.1	91119	Housing for joint/Bloccaggiunto	x1	
13	91122	Screw/Vite M3x10	x1	
14	91118	Adaptor nut/Ghiera	x1	
15	91193	Euro central adaptor body/air cooling	x1	
16	91195	Liner nut/Dado per guaina	x5	
17	91120	Brass terminal/Terminale in ottone Ø2.0 x 4.0mm 0.35m	x1	
	18	92013	Teflon liner Red/Guaina in Teflon Rossa Ø2.0X4.0mm 3m	x1
		92014	Teflon liner Red/Guaina in Teflon Rossa Ø2.0X4.0mm 4m	x1
19	92015	Teflon liner Red/Guaina in Teflon Rossa Ø2.0X4.0mm 5m	x1	
	92003	Red liner/Guaina Rossa Ø1.0-1.2mm 3m	x1	
	92004	Red liner/Guaina Rossa Ø1.0-1.2mm 4m	x1	
20	92005	Red liner/Guaina Rossa Ø1.0-1.2mm 5m	x1	
	91121	Spanner for MIG torches/Chiave	x1	

Particular spare parts can be supplied on demand. / Ricambi speciali possono essere forniti su richiesta.

EN60974-7

**TORCH AWT 36**



**Complete Torch AWT 36 Euro Attack**

COD	Description	Technical specifications	Masterbox
91035	MIG TORCH AWT 36 - 3 mt	340A CO <sub>2</sub> 300A MIX Wire/Filo: 0,8-1,6mm	1 pcs
91036	MIG TORCH AWT 36 - 4 mt		
91038	MIG TORCH AWT 36 - 5 mt		

Blister x5

Blister x2

Position	COD	Description	PCS
1	91570	Gas Nozzle/Ugello Gas AWT 36 - Ø12 - 20X85	x10
	91560	Gas Nozzle/Ugello Gas AWT 36 - Ø16 - 20X85	x10
	91580	Gas Nozzle/Ugello Gas AWT 36 - Ø19 - 20X85	x10
	91110	Spot Gas Nozzle/Ugello Gas Puntatura AWT 36 - Ø20 - 20X85	x10
	91570/S	Gas Nozzle/Ugello Gas AWT 36 - Ø12 - 20X85	blister x2
	91560/S	Gas Nozzle/Ugello Gas AWT 36 - Ø16 - 20X85	blister x2
	91580/S	Gas Nozzle/Ugello Gas AWT 36 - Ø19 - 20X85	blister x2
2	91109	Spot Gas Nozzle/Ugello Gas Puntatura AWT 36 - Ø20	blister x2
	91340/S	Contact Tip/Punta di contatto M8x30 - Ø0,8	blister x5
	91350/S	Contact Tip/Punta di contatto M8x30 - Ø1,0	blister x5
	91360/S	Contact Tip/Punta di contatto M8x30 - Ø1,2	blister x5
	91370/S	Contact Tip/Punta di contatto M8x30 - Ø1,6	blister x5
	91340	Contact Tip/Punta di contatto M8x30 - Ø0,8	x50
	91350	Contact Tip/Punta di contatto M8x30 - Ø1,0	x50
	91360	Contact Tip/Punta di contatto M8x30 - Ø1,2	x50
	91370	Contact Tip/Punta di contatto M8x30 - Ø1,6	x50
	91400/S	Contact Tip Alu /Punta di contatto alluminio M8x30 - Ø0,8	blister x5
	91410/S	Contact Tip Alu /Punta di contatto alluminio M8x30 - Ø1,0	blister x5
	91415/S	Contact Tip Alu /Punta di contatto alluminio M8x30 - Ø1,2	blister x5
	91420/S	Contact Tip Alu /Punta di contatto alluminio M8x30 - Ø1,6	blister x5
	91400	Contact Tip Alu /Punta di contatto alluminio M8x30 - Ø0,8	x50
	91410	Contact Tip Alu /Punta di contatto alluminio M8x30 - Ø1,0	x50
91415	Contact Tip Alu /Punta di contatto alluminio M8x30 - Ø1,2	x50	
91420	Contact Tip Alu /Punta di contatto alluminio M8x30 - Ø1,6	x50	
3	91918	Contact tip holder/Porta punta di contatto M8x30	x1

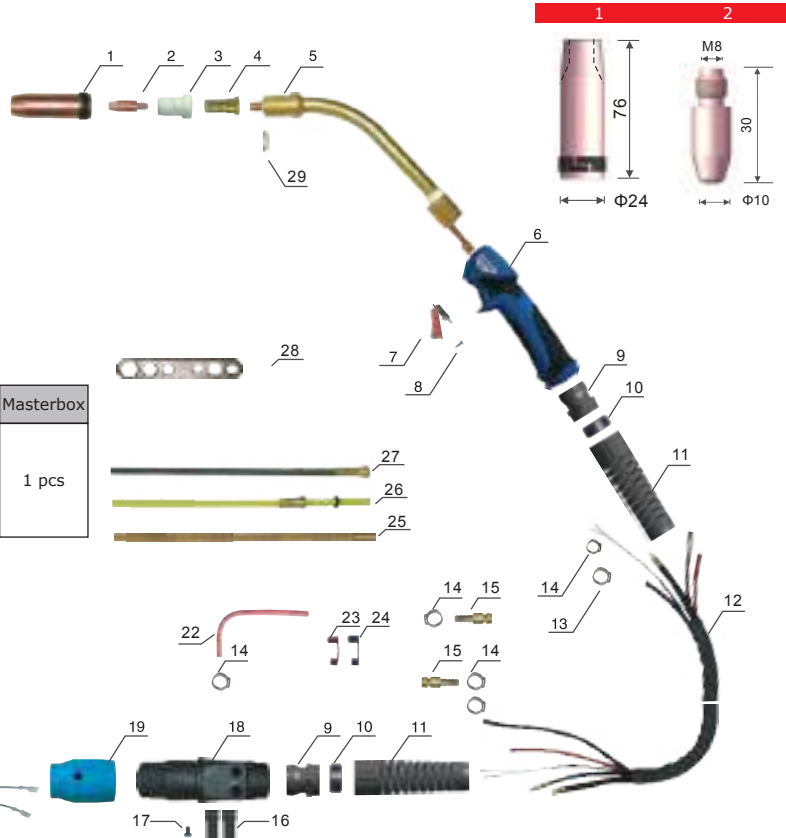
Position	COD	Description	PCS	
4	91826	Ceramic gas diffuser/Diffusore gas ceramico	x1	
5	91145	Torch head 36/Collo di cigno 36	x1	
6	91180	MIG handle/Maniglia	x1	
7	91181	Trigger/Pulsante	x1	
8	91122	Screw/Vite M3x10	x1	
9	91183	Joint/Giunto	x1	
10	91810	Spring for cable/Molla per cavo	x1	
	91107	Coaxial cable/Cavo coassiale 3mt	x1	
	91106	Coaxial cable/ Cavo coassiale 4mt	x1	
11	91105	Coaxial cable/ Cavo coassiale 5mt	x1	
	91191	Back box/Corpo in plastica	x1	
12	91191	Back box/Corpo in plastica	x1	
12.1	91119	Housing for joint/Bloccagiunto	x1	
13	91122	Screw/Vite M3x10	x1	
14	91118	Adaptor nut/Ghiera	x1	
15	91193	Euro central adaptor body/air cooling	x1	
16	91195	Liner nut/Dado per guaina	x5	
17	91117	Brass terminal/Terminale in ottone Ø3,0 x 4,5mm 0,35m	x1	
	18	92020	Teflon liner Yellow/Guaina in Teflon Giallo Ø3,0 x 4,5mm 3m	x1
		92021	Teflon liner Yellow/Guaina in Teflon Giallo Ø3,0 x 4,5mm 4m	x1
19	92022	Teflon liner Yellow/Guaina in Teflon Giallo Ø3,0 x 4,5mm 5m	x1	
	92006	Yellow liner/Guaina gialla Ø1,2-1,6 x 3m	x1	
	92007	Yellow liner/Guaina gialla Ø1,2-1,6 x 4m	x1	
	92008	Yellow liner/Guaina gialla Ø1,2-1,6 x 5m	x1	
20	91121	Spanner for MIG torches/Chiave	x1	

Particular spare parts can be supplied on demand. / Ricambi speciali possono essere forniti su richiesta.



EN60974-7

TORCH AWW 501S WATER



## Complete Torch AWW 501S WATER Euro Attack

COD	Description	Technical specifications	Masterbox
91081	MIG TORCH AWW 501S WATER - 3 mt	500A CO <sub>2</sub> 450A MIX Wire/Filo: 1,0-1,6mm	1 pcs
91082	MIG TORCH AWW 501S WATER - 4 mt		
91083	MIG TORCH AWW 501S WATER - 5 mt		

Blister x5



Blister x2



Position	COD	Description	PCS
1	91117	Gas Nozzle/Ugello Gas AWW501S - Ø16 - 76x24	x10
	91116	Gas Nozzle/Ugello Gas AWW501S - Ø16 - 76x24	blister x2
2	91360/S	Contact Tip/Punta di contatto M8x30 - Ø1,2	blister x5
	91370/S	Contact Tip/Punta di contatto M8x30 - Ø1,6	blister x5
	91360	Contact Tip/Punta di contatto M8x30 - Ø1,2	x50
	91370	Contact Tip/Punta di contatto M8x30 - Ø1,6	x50
3	91830	Ceramic gas diffuser/Diffusore gas ceramico 501D	x1
4	91896	Contact tip holder/Porta punta di contatto M8x30	x1
5	91155	Torch head/Collo di cigno 501D	x1
6	91180	MIG handle/Maniglia	x1
7	91181	Trigger/Pulsante	x1
8	91122	Screw/Vite M3x10	x1
9	91183	Joint/Giunto	x1
10	91105	Inside ring/Anello interno	x1
11	91810	Spring for cable/Molla per cavo	x1
12	91104	Coaxial cable/Cavo coassiale 3mt 5001D	x1
	91103	Coaxial cable/ Cavo coassiale 4mt 5001D	x1
	91102	Coaxial cable/ Cavo coassiale 5mt 5001D	x1
13	91101	Metallic clamp /Pinza metallica Ø9,5	x1
14	91100	Metallic clamp /Pinza metallica Ø8,7	x1

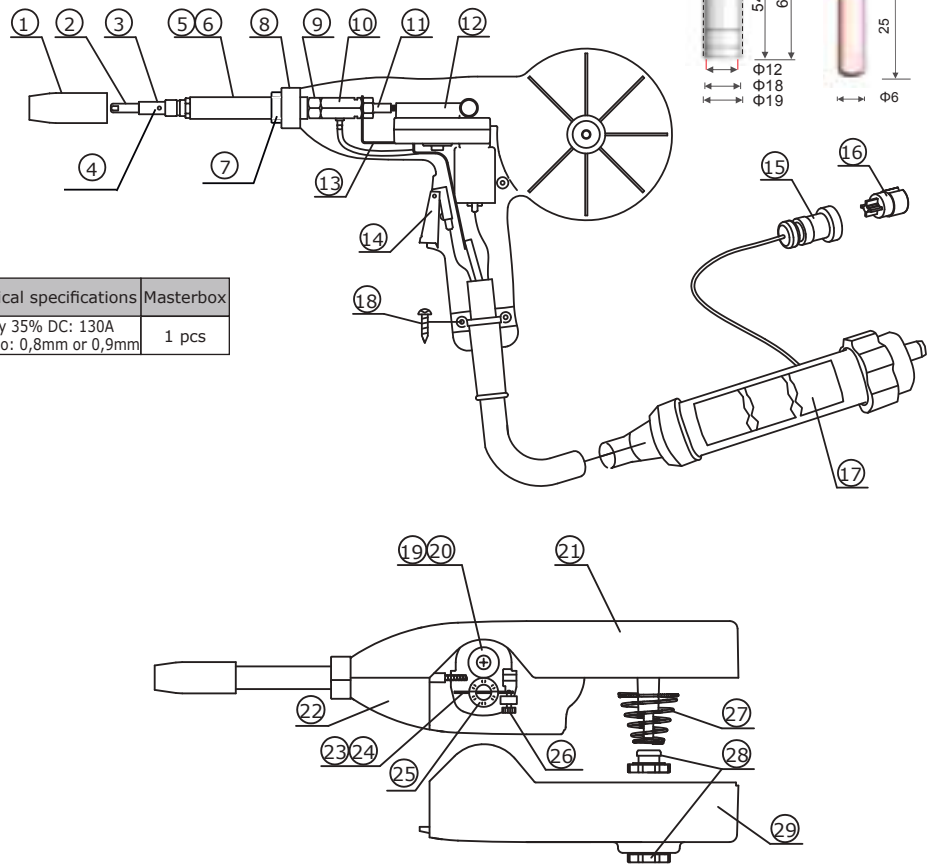
Position	COD	Description	PCS
15	91099	Quick connector water/Connettore rapido per acqua	x1
16	91098	Hose water support /Supporto tubo acqua	x1
17	91122	Screw/Vite M3x10	x1
18	91097	Back box for water/Corpo in plastica per acqua	x1
19	91118	Adaptor nut/Ghiera	x1
20	91096	Euro adaptor water/Connettore euro water	x1
21	91195	Liner nut/Dado per guaina	x5
22	91095	Output water tube 5x8	x1
23	91094	Plastic protector red/Protezione connettore rossa	x1
24	91093	Plastic protector blue/Protezione connettore blu	x1
25	91117	Brass terminal/Terminale in ottone Ø3.0 x 4.5mm 0.35m	x1
26	92020	Teflon liner Yellow/Guaina in Teflon Giallo Ø3.0 x 4.5mm 3m	x1
	92021	Teflon liner Yellow/Guaina in Teflon Giallo Ø3.0 x 4.5mm 4m	x1
	92022	Teflon liner Yellow/Guaina in Teflon Giallo Ø3.0 x 4.5mm 5m	x1
27	92006	Yellow liner/Guaina gialla Ø1.2-1.6 x 3m	x1
	92007	Yellow liner/Guaina gialla Ø1.2-1.6 x 4m	x1
	92008	Yellow liner/Guaina gialla Ø1.2-1.6 x 5m	x1
28	91122	Spanner for MIG torches/Chiave	x1
29	91092	Insulator washer/Rondella isolante	x1

Particular spare parts can be supplied on demand. / Ricambi speciali possono essere forniti su richiesta.



EN60974-7

### SPOOL GUN



#### Complete SPOOL GUN

COD	Description	Technical specifications	Masterbox
90101	Spool Gun	Duty 35% DC: 130A Wire/Filo: 0,8mm or 0,9mm	1 pcs



Position	COD	Description	PCS
1	91515	Gas Nozzle/Ugello Gas AWT 15 - Ø10 - 12X54	x10
	91515/S	Gas Nozzle/Ugello Gas AWT 15 - Ø10 - 12X54	blister x2
2	91210	Contact Tip/Punta di contatto M6x25 - Ø0,8	blister x5
	91220	Contact Tip/Punta di contatto M6x25 - Ø1,0	blister x5
	91212	Contact Tip/Punta di contatto M6x25 - Ø0,8	x50
	91225	Contact Tip/Punta di contatto M6x25 - Ø1,0	x50
3	92320	Diffuser/Diffusore	x5
4	92321	Spring/Molla	x5
5	92322	Neck Pipe/Tubo di connessione	x1
6	92323	Shielding pipe/Protezione tubo	x1
7	92324	Big Shielding pipe/Anello di protezione tubo	x1
8	92325	Body nut/Dado blocco tubo	x1
9	92326	Tight nut/Controdado	x1
10	92327	Hexagon Connector/Connettore esagonale	x1
11	92328	Brass driver/Guida di ottone	x1
12	92329	Driver wire/Guida filo	x1
13	92330	Copper tag/Piastrina in rame	x1

Position	COD	Description	PCS
14	92331	Trigger Assembly/ Pulsante	x1
15	92332	Socket 4 pins/Presa 4 pins	x1
16	92333	Plug 4 pins/ Spina 4 pins	x1
17	92334	Cable assembly/Cavo	x1
18	92335	Screw/Vite 3.5x16	x1
19	92336	Rollers/Rullini	x1
20	92337	Screw/Vite M4x5	x1
21	92338	Right plastic body/Corpo in plastica destro	x1
22	92339	Left plastic body/Corpo in plastica sinistro	x1
23	92340	Upper spring/Molla superiore	x1
24	92341	Lower spring/Molla inferiore	x1
25	92342	Bearing/Cuscinetto 61800-2RS	x1
26	92343	Adjusting screw/Vite di aggiustaggio	x1
27	92344	Conical spring/Molla conica	x1
28	92345	Cover nut/Dado isolato	x1
29	92346	Cover assembly/Coperchio	x1
29	92347	Warning Sticker/ Adesivo avvertenza	x1

Particular spare parts can be supplied on demand. / Ricambi speciali possono essere forniti su richiesta.



EN60974-7

TIG TORCH 17 V



## Complete TIG TORCH 17 V

COD	Description	Technical specifications	Masterbox
96000	TIG TORCH 17 V- 4 mt	Duty 35% DC: 140A Duty 35% AC: 125A Electrodes size: 0.5-2,4mm	1 pcs

Position	COD	Description	PCS
1	92350	Torch body/Corpo torcia WP-17V	x1
1b	92351	Valve/Rubinetto	x1
2	92352	Collet/Pinza serralettrodo Ø0.5mm - 10N21	x1
	92353	Collet/Pinza serralettrodo Ø1.0mm - 10N22	x1
	92354	Collet/Pinza serralettrodo Ø1.6mm - 10N23	x1
3	92355	Collet body/Portapinza Ø0.5mm - 10N29	x1
	92356	Collet body/Portapinza Ø1.0mm - 10N30	x1
	92357	Collet body/Portapinza Ø1.6mm - 10N31	x1
4	92358	Allumina cup/Ugello ceramica Ø6mm - 10N50	x1
	92359	Allumina cup/Ugello ceramica Ø8mm - 10N49	x1
	92360	Allumina cup/Ugello ceramica Ø9,5mm - 10N48	x1
	92361	Allumina cop/Ugello ceramica Ø11mm - 10N47	x1
	92362	Allumina cup/Ugello ceramica Ø12,5mm - 10N46	x1
92363	Allumina cup/Ugello ceramica Ø16mm - 10N45	x1	
5	92364	Front insulator/Isolante frontale	x1
6	92365	Long back cap/Cappello lungo	x1
7	92366	Short back cap/Cappello corto	x1
7a	92367	O-Ring	x1
8	92368	Handle/Impugnatura	x1
9	92369	Rubber power cable/ Cavo 4 mt	x1
	92370	Rubber power cable/ Cavo 8 mt	x1



KIT	
Collet/Pinza serralettrodo Ø0.5mm - 10N21 - 2 pcs Ø1.0mm - 10N22 - 2 pcs Ø1.6mm - 10N23 - 1 pcs	blister x5 cod. 91720
Collet body/Portapinza Ø0.5mm - 10N29 - 2 pcs Ø1.0mm - 10N30 - 2 pcs Ø1.6mm - 10N31 - 1 pcs	blister x5 cod. 91721
Allumina cup/Ugello ceramica Ø6mm - 10N50 - 1 pcs Ø8mm - 10N49 - 1 pcs Ø9,5mm - 10N48 - 1 pcs	blister x3 cod. 91722
Allumina cup/Ugello ceramica Ø11mm - 10N47 - 1 pcs Ø12,5mm - 10N46 - 1 pcs Ø16mm - 10N45 - 1 pcs	blister x3 cod. 91723

Other spare parts can be supplied on demand. / Altri ricambi possono essere forniti su richiesta.

EN60974-7

**TIG TORCH HF 26**



**Complete TIG TORCH HF 26**

COD	Description	Technical specifications	Masterbox
96020	TIG TORCH 26 - 4 mt	Duty 35% DC: 180A Duty 35% AC: 150A Electrodes size: 0.5-3.2mm	1 pcs

Position	COD	Description	PCS
1	95094	Torch body/Corpo torcia WP-26V	x1
2	92352	Collet/Pinza serralettrodo Ø0.5mm - 10N21	x1
	92353	Collet/Pinza serralettrodo Ø1.0mm - 10N22	x1
	92354	Collet/Pinza serralettrodo Ø1.6mm - 10N23	x1
	92371	Collet/Pinza serralettrodo Ø2.0mm - 10N23M	x1
	92372	Collet/Pinza serralettrodo Ø2.4mm - 10N24	x1
	92373	Collet/Pinza serralettrodo Ø3.2mm - 10N25	x1
3	92355	Collet body/Portapinza Ø0.5mm - 10N29	x1
	92356	Collet body/Portapinza Ø1.0mm - 10N30	x1
	92357	Collet body/Portapinza Ø1.6mm - 10N31	x1
	92374	Collet body/Portapinza Ø2.0mm - 10N31N	x1
	92375	Collet body/Portapinza Ø2.4mm - 10N32	x1
	92376	Collet body/Portapinza Ø3.2mm - 10N28	x1
4	92358	Allumina cup/Ugello ceramica Ø6mm - 10N50	x1
	92359	Allumina cup/Ugello ceramica Ø8mm - 10N49	x1
	92360	Allumina cup/Ugello ceramica Ø9.5mm - 10N48	x1
	92361	Allumina cop/Ugello ceramica Ø11mm - 10N47	x1
	92362	Allumina cup/Ugello ceramica Ø12.5mm - 10N46	x1
	92363	Allumina cup/Ugello ceramica Ø16mm - 10N45	x1
5	92364	Front insulator/Isolante frontale	x1
6	92365	Long back cap/Cappello lungo	x1

Position	COD	Description	PCS
7	92366	Short back cap/Cappello corto	x1
7a	92367	O-Ring	x1
8	92377	Handle/Impugnatura	x1
9	92378	Trigger/Pulsante	x1
10	92379	Joint and gear/Giunto e ghiera	x1
11	92380	Rubber power cable/ Cavo 4 mt	x1
	92381	Rubber power cable/ Cavo 8 mt	x1
12	92382	Power connector/Connettore di potenza 35-50	x1
13	92383	Socket 2 pins/Pres a 2 pins	x1
14	92384	Gas connector/Connettore gas M16x1.5	x1



KIT	
Collet/Pinza serralettrodo Ø2.0mm - 10N23M - 2 pcs Ø2.4mm - 10N24 - 2 pcs Ø3.2mm - 10N25 - 1 pcs	blister x5 cod. 91724
Collet body/Portapinza Ø2.0mm - 10N31N - 2 pcs Ø2.4mm - 10N32 - 2 pcs Ø3.2mm - 10N28 - 1 pcs	blister x5 cod. 91725

Other spare parts can be supplied on demand. / Altri ricambi possono essere forniti su richiesta.



EN60974-7

TIG TORCH HF 26 AC/DC

Current regulation on handle

READY FOR TIG 210 AC/DC



## Complete Torch HF 26 AC/DC

COD	Description	Technical specifications	Masterbox
96025	TIG TORCH HF 26 AC/DC- 4 mt	Duty 35% DC: 180A Duty 35% AC: 150A Electrodes size: 0,5-3,2mm	1 pcs

Position	COD	Description	PCS
1	95094	Torch body/Corpo torcia WP-26V	x1
2	92352	Collet/Pinza serraelettrodo Ø0.5mm - 10N21	x1
	92353	Collet/Pinza serraelettrodo Ø1.0mm - 10N22	x1
	92354	Collet/Pinza serraelettrodo Ø1.6mm - 10N23	x1
	92371	Collet/Pinza serraelettrodo Ø2.0mm - 10N23M	x1
	92372	Collet/Pinza serraelettrodo Ø2.4mm - 10N24	x1
	92373	Collet/Pinza serraelettrodo Ø3.2mm - 10N25	x1
3	92355	Collet body/Portapinza Ø0.5mm - 10N29	x1
	92356	Collet body/Portapinza Ø1.0mm - 10N30	x1
	92357	Collet body/Portapinza Ø1.6mm - 10N31	x1
	92374	Collet body/Portapinza Ø2.0mm - 10N31N	x1
	92375	Collet body/Portapinza Ø2.4mm - 10N32	x1
	92376	Collet body/Portapinza Ø3.2mm - 10N28	x1
4	92358	Allumina cup/Ugello ceramica Ø6mm - 10N50	x1
	92359	Allumina cup/Ugello ceramica Ø8mm - 10N49	x1
	92360	Allumina cup/Ugello ceramica Ø9,5mm - 10N48	x1
	92361	Allumina cop/Ugello ceramica Ø11mm - 10N47	x1
	92362	Allumina cup/Ugello ceramica Ø12,5mm - 10N46	x1
	92363	Allumina cup/Ugello ceramica Ø16mm - 10N45	x1

Position	COD	Description	PCS
5	92364	Front insulator/Isolante frontale	x1
6	92365	Long back cap/Cappello lungo	x1
7	92366	Short back cap/Cappello corto	x1
7a	92367	O-Ring	x1
8	92385	Handle/Impugnatura	x1
9	92386	Trigger/Pulsante	x1
9a	92387	Regulaton knob/Manopola regolazione	x1
10	92388	Joint and gear/Giunto e ghiera	x1
11	92389	Rubber power cable/ Cavo 4 mt	x1
	92390	Rubber power cable/ Cavo 8 mt	x1
12	92391	Gas/Power connector - Connettore di potenza/gas 35-50	x1
13	92392	Gas connector/Connettore Gas 1/4G	x1
14	92393	Plug 5 pins/Spina 5 pins	x1


Other spare parts can be supplied on demand. / Altri ricambi possono essere forniti su richiesta.

EN60974-7

**TIG TORCH HF 18 W**



**READY FOR TIG 320 AC/DC**



**Complete TIG TORCH HF 18 W**

COD	Description	Technical specifications	Masterbox
96030	TIG TORCH HF 18W - 4 mt	Duty 100% DC: 320A Duty 100% AC: 240A Electrodes size: 0,5-4mm	1 pcs

Position	COD	Description	PCS
1	95095	Torch body/Corpo torcia WP-18V	x1
2	92352	Collet/Pinza serralettrodo Ø0.5mm - 10N21	x1
	92353	Collet/Pinza serralettrodo Ø1.0mm - 10N22	x1
	92354	Collet/Pinza serralettrodo Ø1.6mm - 10N23	x1
	92371	Collet/Pinza serralettrodo Ø2.0mm - 10N23M	x1
	92372	Collet/Pinza serralettrodo Ø2.4mm - 10N24	x1
	92373	Collet/Pinza serralettrodo Ø3.2mm - 10N25	x1
	92394	Collet/Pinza serralettrodo Ø4mm - 54N20	x1
3	92355	Collet body/Portapinza Ø0.5mm - 10N29	x1
	92356	Collet body/Portapinza Ø1.0mm - 10N30	x1
	92357	Collet body/Portapinza Ø1.6mm - 10N31	x1
	92374	Collet body/Portapinza Ø2.0mm - 10N31N	x1
	92375	Collet body/Portapinza Ø2.4mm - 10N32	x1
	92376	Collet body/Portapinza Ø3.2mm - 10N28	x1
	92395	Collet body/Portapinza Ø4mm - 406488	x1
4	92358	Allumina cup/Ugello ceramica Ø6mm - 10N50	x1
	92359	Allumina cup/Ugello ceramica Ø8mm - 10N49	x1
	92360	Allumina cup/Ugello ceramica Ø9,5mm - 10N48	x1
	92361	Allumina cop/Ugello ceramica Ø11mm - 10N47	x1
	92362	Allumina cup/Ugello ceramica Ø12,5mm - 10N46	x1
	92363	Allumina cup/Ugello ceramica Ø16mm - 10N45	x1

Position	COD	Description	PCS
5	92364	Front insulator/Isolante frontale	x1
6	92365	Long back cap/Cappello lungo	x1
7	92366	Short back cap/Cappello corto	x1
7a	92367	O-Ring	x1
8	92385	Handle/Impugnatura	x1
9	92386	Trigger/Pulsante	x1
9a	92387	Regulaton knob/Manopola regolazione	x1
10	92388	Joint and gear/Giunto e ghiera	x1
11	92396	Rubber power cable/ Cavo 4 mt	x1
	92397	Rubber power cable/ Cavo 8 mt	x1
12	92398	Water in	x1
13	92399	Water out	x1
14	92392	Gas connector/Connettore Gas 1/4G	x1
15	92382	Power connector/Connettore di potenza 35-50	x1

Other spare parts can be supplied on demand. / Altri ricambi possono essere forniti su richiesta.





EN60974-7

**40 PLASMA TORCH**



**40 Plasma Torch**

COD	Description	Technical specifications	Masterbox
95420	40 PLASMA TORCH 4 mt	Duty 60%: 40A Pressure/Pressione: 5 bar Air/Aria 115 L/min Thickness cut/Spessore taglio: 8-12mm	1 pcs

Position	COD	Description	PCS
1a	95081	Stand off guide steel/Guida distanziale filo	x1*
1b	95082	Roller Stand off guide/Guida distanziale con rotelle	x1*
2	95083	Retaining cap/Ugello esterno	x1
3	95084	Tip/Ugello 30A - Ø 0,8mm - 17,3mm	x1
4	95085	Air diffuser/Diffusore aria	x1
5	95086	Plasma electrodes/Elettrodo plasma 21,8mm	x1
6	95087	Plasma torch head/Corpo torcia	x1
7	95088	Ring/Anello	x1
8	95089	kit trigger/Kit pulsante	x1
9	95090	handle kit/kit maniglia	x1
10	95091	Cable/Cavo 4mt - 1/4G	x1
11	95092	Central adaptor/Adattatore centrale	x1
12	95093	Circle cutting/compasso	x1*

\* Not included



Other spare parts can be supplied on demand. / Altri ricambi possono essere forniti su richiesta.

**MIG INVERTER GAS CYLINDER RANGE TROLLEY**



Box	
Size	H.1085 W.490 L. 620
Pcs.	1
Cod.	79550

**MIG INVERTER 1PH RANGE TROLLEY**



Box	
Size	H.650 W.550 L. 350
Pcs.	1
Cod.	79600

**TIG 3PH RANGE TROLLEY**



Box	
Size	H.1050 W.850 L. 600
Pcs.	1
Cod.	79608

**SOLDERING GUN**



Blister	
Cod.	79110
Pcs.	1

**DISPLAY "BE"**



Box	
Size	H.1600 W.650 L.750
Pcs.	1
Cod.	00105

**DISPLAY MAXI**



Box	
Size	H.2200 W.500 L.1050
Pcs.	1
Cod.	79200



- Le bombole con valvola residuale trattengono all'interno della stessa un residuo di gas. In questo modo nella bombola rimane abbastanza pressione da non permettere infiltrazioni di molecole estranee al gas.
- Les bouteilles de gaz avec valve de pression résiduelle conservent à l'intérieur un gaz résiduel. De cette façon dans la bouteille reste une pression suffisante pour ne pas permettre la pénétration de molécules étrangères dans le gaz.
- Refillable gas cylinders with residual pressure valve retain a residue of gas. In this way, a certain pressure remains in the gas cylinder, enough to do not allow the entrance of external molecules into the gas.
- Las botellas de gas con válvula residual conservan un residuo de gas en su interior. De esta manera, una cierta presión permanece en la botella de gas, suficiente para no permitir la entrada de moléculas externas en el gas.
- Die Gasflaschen mit Restdruckventil behalten im Inneren ein Restgas. Auf diese Weise bleibt in der Gasflasche ausreichend Druck, welches das Eindringen von Fremdmolekülen im Gas verunmöglicht.
- Повторяющиеся газовые баллоны с клапаном остаточного давления сохраняют остаток газа. Таким образом, в газовом цилиндре остается определенное давление, достаточное, чтобы не допускать вход внешних молекул в газ.

**5Lt**

Art. 92533  
RESIDUAL

Art. 92526  
NO RESIDUAL

200bar  
industrial

CODE	L	Height	Width	Thread	Weight	PCS per Euro Pallet
+ 92533	5Lt	568mm	140mm	W28.8-1/14(25E)	~9kg	40
+ 92526	5Lt	568mm	140mm	W28.8-1/14(25E)	~9kg	40

2010/35/EU (T-PED)

**7Lt**

Art. 92534  
RESIDUAL

Art. 92527  
NO RESIDUAL

200bar  
industrial

CODE	L	Height	Width	Thread	Weight	PCS per Euro Pallet
+ 92534	7Lt	723mm	140mm	W28.8-1/14(25E)	~11kg	40
+ 92527	7Lt	723mm	140mm	W28.8-1/14(25E)	~11kg	40

2010/35/EU (T-PED)

**10Lt**

Art. 92535  
RESIDUAL

Art. 92528  
NO RESIDUAL

200bar  
industrial

CODE	L	Height	Width	Thread	Weight	PCS per Euro Pallet
+ 92535	10Lt	968mm	140mm	W28.8-1/14(25E)	~15kg	40
+ 92528	10Lt	968mm	140mm	W28.8-1/14(25E)	~15kg	40

2010/35/EU (T-PED)

**14Lt**

Art. 92542  
RESIDUAL

Art. 92540  
NO RESIDUAL

200bar  
industrial

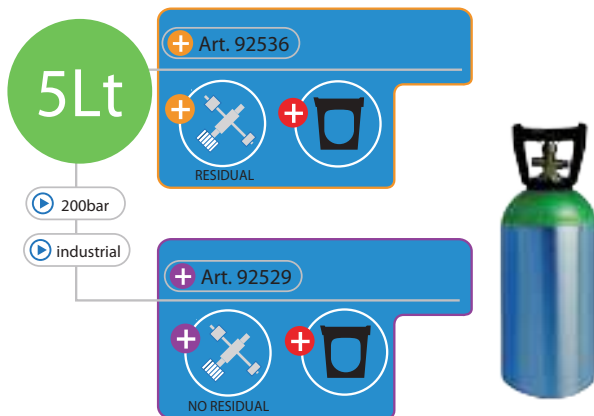
CODE	L	Height	Width	Thread	Weight	PCS per Euro Pallet
+ 92542	14Lt	1243mm	140mm	W28.8-1/14(25E)	~19,5kg	40
+ 92540	14Lt	1243mm	140mm	W28.8-1/14(25E)	~19,5kg	40

2010/35/EU (T-PED)

Prodotto vuoto - Produit vide - Empty Product - Producto Vacío - Leeres Produkt - пустой продукт

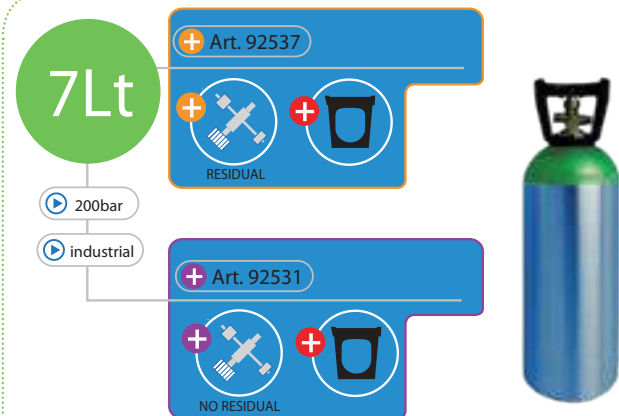
### MIX

- Le bombole con valvola residuale trattengono all'interno della stessa un residuo di gas. In questo modo nella bombola rimane abbastanza pressione da non permettere infiltrazioni di molecole estranee al gas.
- Les bouteilles de gaz avec valve de pression résiduelle conservent à l'intérieur un gaz résiduel. De cette façon dans la bouteille reste une pression suffisante pour ne pas permettre la pénétration de molécules étrangères dans le gaz.
- Refillable gas cylinders with residual pressure valve retain a residue of gas. In this way, a certain pressure remains in the gas cylinder, enough to do not allow the entrance of external molecules into the gas.
- Las botellas de gas con válvula residual conservan un residuo de gas en su interior. De esta manera, una cierta presión permanece en la botella de gas, suficiente para no permitir la entrada de moléculas externas en el gas.
- Die Gasflaschen mit Restdruckventil behalten im Inneren ein Restgas. Auf diese Weise bleibt in der Gasflasche ausreichend Druck, welches das Eindringen von Fremdmolekülen im Gas verunmöglicht.
- Повторяющиеся газовые баллоны с клапаном остаточного давления сохраняют остаток газа. Таким образом, в газовом цилиндре остается определенное давление, достаточное, чтобы не допускать вход внешних молекул в газ.



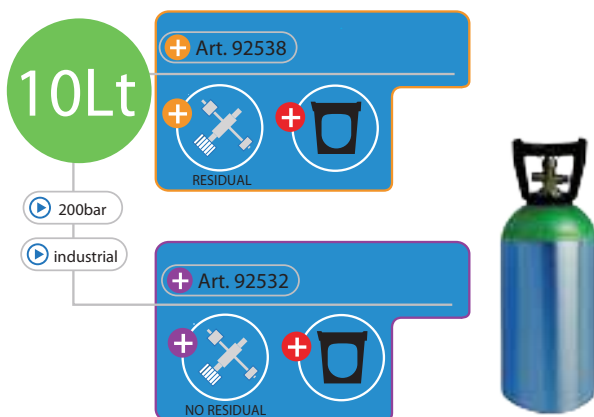
	CODE	L	Height	Width	Thread	Weight	PCS per Euro Pallet
+	92536	5Lt	568mm	140mm	W28.8-1/14(25E)	~9kg	40
+	92529	5Lt	568mm	140mm	W28.8-1/14(25E)	~9kg	40

2010/35/EU (T-PED)



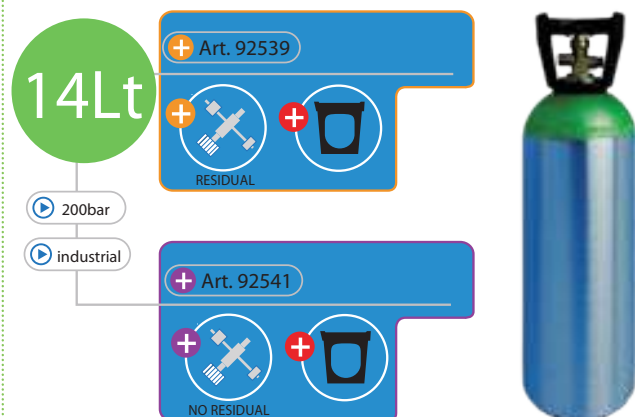
	CODE	L	Height	Width	Thread	Weight	PCS per Euro Pallet
+	92537	7Lt	723mm	140mm	W28.8-1/14(25E)	~11kg	40
+	92531	7Lt	723mm	140mm	W28.8-1/14(25E)	~11kg	40

2010/35/EU (T-PED)



	CODE	L	Height	Width	Thread	Weight	PCS per Euro Pallet
+	92538	10Lt	968mm	140mm	W28.8-1/14(25E)	~15kg	40
+	92532	10Lt	968mm	140mm	W28.8-1/14(25E)	~15kg	40

2010/35/EU (T-PED)



	CODE	L	Height	Width	Thread	Weight	PCS per Euro Pallet
+	92539	14Lt	1243mm	140mm	W28.8-1/14(25E)	~19,5kg	40
+	92541	14Lt	1243mm	140mm	W28.8-1/14(25E)	~19,5kg	40

2010/35/EU (T-PED)

Prodotto vuoto - Produit vide - Empty Product - Producto Vacío - Leeres Produkt - пустой продукт



**ARGON**

- Le bombole con valvola residuale trattengono all'interno della stessa un residuo di gas. In questo modo nella bombola rimane abbastanza pressione da non permettere infiltrazioni di molecole estranee al gas.
- Les bouteilles de gaz avec valve de pression résiduelle conservent à l'intérieur un gaz résiduel. De cette façon dans la bouteille reste une pression suffisante pour ne pas permettre la pénétration de molécules étrangères dans le gaz.
- Refillable gas cylinders with residual pressure valve retain a residue of gas. In this way, a certain pressure remains in the gas cylinder, enough to do not allow the entrance of external molecules into the gas.
- Las botellas de gas con válvula residual conservan un residuo de gas en su interior. De esta manera, una cierta presión permanece en la botella de gas, suficiente para no permitir la entrada de moléculas externas en el gas.
- Die Gasflaschen mit Restdruckventil behalten im Inneren ein Restgas. Auf diese Weise bleibt in der Gasflasche ausreichend Druck, welches das Eindringen von Fremdmolekülen im Gas verunmöglicht.
- Повторяющиеся газовые баллоны с клапаном остаточного давления сохраняют остаток газа. Таким образом, в газовом цилиндре остается определенное давление, достаточное, чтобы не допускать вход внешних молекул в газ.

**5Lt**

Art. 92516  
RESIDUAL

Art. 92521  
NO RESIDUAL

200bar  
industrial

CODE	L	Height	Width	Thread	Weight	PCS per Euro Pallet
92516	5Lt	568mm	140mm	W28.8-1/14(25E)	~9kg	40
92521	5Lt	568mm	140mm	W28.8-1/14(25E)	~9kg	40

2010/35/EU (T-PED)

**7Lt**

Art. 92517  
RESIDUAL

Art. 92522  
NO RESIDUAL

200bar  
industrial

CODE	L	Height	Width	Thread	Weight	PCS per Euro Pallet
92517	7Lt	723mm	140mm	W28.8-1/14(25E)	~11kg	40
92522	7Lt	723mm	140mm	W28.8-1/14(25E)	~11kg	40

2010/35/EU (T-PED)

**10Lt**

Art. 92518  
RESIDUAL

Art. 92523  
NO RESIDUAL

200bar  
industrial

CODE	L	Height	Width	Thread	Weight	PCS per Euro Pallet
92518	10Lt	968mm	140mm	W28.8-1/14(25E)	~15kg	40
92523	10Lt	968mm	140mm	W28.8-1/14(25E)	~15kg	40

2010/35/EU (T-PED)

**14Lt**

Art. 92519  
RESIDUAL

Art. 92524  
NO RESIDUAL

200bar  
industrial

CODE	L	Height	Width	Thread	Weight	PCS per Euro Pallet
92519	14Lt	1243mm	140mm	W28.8-1/14(25E)	~19,5kg	40
92524	14Lt	1243mm	140mm	W28.8-1/14(25E)	~19,5kg	40

2010/35/EU (T-PED)

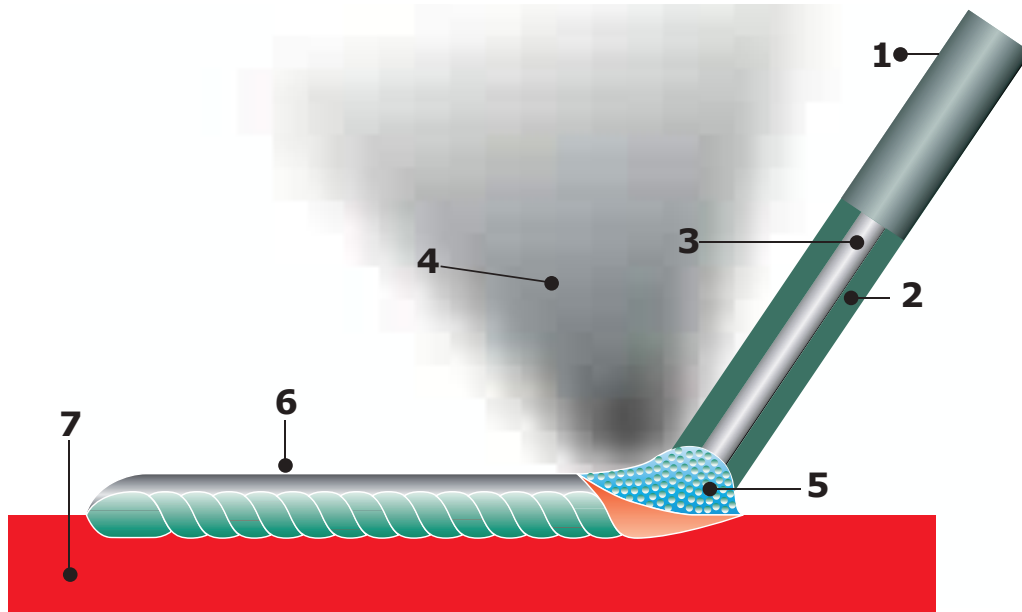
Prodotto vuoto - Produit vide - Empty Product - Producto Vacío - Leeres Produkt - пустой продукт








# Welding process

## MMA WELDING

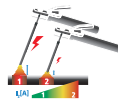


- 1-Elettrodo 2-Rivestimento 3-Anima 4-Protezione gassosa 5-Arco di saldatura 6-Scoria 7-Materiale base  
Due metalli vengono uniti con un metallo di apporto e la fusione si ottiene con un arco elettrico. I materiali di apporto sono "elettrodi" ovvero bacchette di metallo rivestite da materiale disossidante.
- 1-Électrode 2-Revêtement 3-âme 4-Protection gazeuse 5-Arc de soudage 6-Scorie 7-Matériau base  
Lorsque deux métaux sont liés par un métal d'apport la fusion a lieu grâce à un arc électrique. Le matériau d'apport provient d'électrodes ou de tiges de métal revêtues de matériau désoxydant.
-  1-Electrode 2-Coating 3-Core 4-Gaseous protection 5-Arc Welding 6-Slag 7-Base material  
When two metals are joined with a filler metal then the fusion is obtained with an electric arc. The filler materials are electrodes or metal coated rods with material deoxidizer.
-  1-Electrodo 2-Revestimiento 3-Alma 4-protección gaseosa 5-Arco eléctrico 6-Escoria 7-Material base  
Al unir dos metales con un metal de relleno, la fusión se obtiene mediante un arco eléctrico Los materiales de relleno son electrodos o varillas recubiertas de metal con desoxidante.
-  1-Elektrode 2-Umhüllung 3-Kern 4-Gasschutz 5-Schweissbogen 6-Schlacke 7-Grundstoff  
Wenn zwei Metalle mit einem Zusatzwerkstoff verbunden werden, dann wird der Schmelzvorgang durch einen Lichtbogen erlangt. Der Zusatzwerkstoff sind Elektroden oder metallummantelte Stäbe mit Desoxidationsmittel.
- 1-электрод 2-сердцевина 3-покрытие 4-Газовое Защита 5- сварочная дуга 6-шлак 7-материал основание  
При соединении двух металлов присадочным материалом происходит плавление за счет электрической дуги. Присадочными материалами являются электроды, т.е. металлические стержни с покрытием из раскислителя этого материала



ANTI STICK

Viene ridotta la corrente di saldatura, se si genera un corto circuito permanente, per permettere di rimuovere l'elettrodo e riprendere la normale condizione di esercizio.



ARC FORCE

Viene erogata una corrente più elevata rispetto a quella impostata per evitare che l'elettrodo, avvicinandosi troppo velocemente alla zona di fusione, si incolli.



HOT START

All'innesco viene fornita una corrente più alta per facilitare l'innesco dell'arco.

Le valeur du courant diminue immédiatement jusqu'à ce qu'elle atteigne le valeur nécessaire pour que l'électrode puisse être retirée de la soudure.

L'équipement électronique augmente automatiquement le valeur du courant de l'arc pour éviter que l'électrode des que s'approche trop rapidement à la soudure crée un court-circuit.

Il est fourni une courant de démarrage a un valeur supérieure à la valeur prévu pour aider le démarrage de l'arc.

Immediately decreases the current until it reaches a value allowing to remove the electrode from the melt.

The electronic equipment automatically increases the arc current value to avoid that the electrode, approaching very quickly to the welding melt, creates a short-circuit.

Supply the starting current with a value higher than the planned value to help the arc ignition.

El valor actual de la corriente disminuye de manera automática hasta alcanzar un valor que permita despegar el electrodo de la fusión.

Para prevenir que el electrodo que se acerca a la fusión de la soldadura muy rápido cree un cortocircuito, el equipo electrónico aumenta automáticamente el valor de la corriente del arco para eliminarlo.

Corriente de arranque con un valor superior al esperado. Favorece el encendido del arco.

Die Stromstärke nimmt sofort ab bis sie einen Wert erreicht, bei dem die Elektrode vom Schmelzbad entfernt werden kann.

Um zu vermeiden, dass die Elektrode, die sich dem Schmelzbad nähert sehr schnell einen Kurzschluss auslöst, vergrößert die elektronische Regelung automatisch den Wert des Lichtbogenstroms, um dies zu verhindern.

Startstrom größer als der geplante Schweißstrom. Das hilft bei der Lichtbogenzündung.

( П Р Е Д О Т В Р А Щ Е Н И Е ПРИЛИПАНИЯ): сила тока немедленно сокращается до величины, позволяющей извлечь электрод из

ФОРСИРОВАНИЕ ДУГИ: Устраняет ситуацию, когда электрод слишком быстро приближается к сварочному расплаву и создает короткое замыкание; для этого электронное оборудование автоматически увеличивает силу тока дуги.

величина начального тока превышает плановую величину. Это помогает зажечь дугу.

## MMA WELDING PARAMETERS

0,5mm	1mm	1,5mm	2mm	3mm	4mm	5mm	6mm	
1/64"	3/64"	1/16"	5/64"	1/8"	5/32"	13/64"	15/64"	
	1,6mm [1/16"]		2,0mm [5/64"]		2,5mm [3/32"]		3,25mm [1/8"]	
					4,0mm [5/32"]		5,0mm [13/64"]	
								54
								80
								115
								140
								160
								I <sub>2</sub> [A]

Tenendo conto dello spessore del pezzo da saldare, scegliere il diametro e l'intensità dell'elettrodo appropriati (ampere).

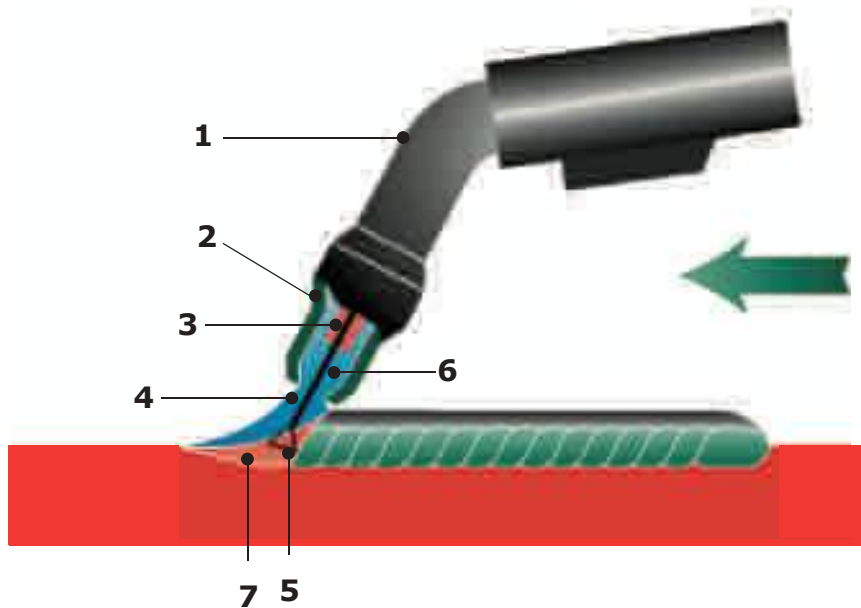
En tenant compte de l'épaisseur de la pièce à souder, choisissez le diamètre et l'intensité de l'électrode appropriés (ampères).

According the thickness of the piece to be welded, choose the appropriate electrode diameter and intensity (ampers).

Teniendo en cuenta el espesor de la pieza a soldar, elija el diámetro de electrodo e intensidad (ampers) adecuada.

Wählen Sie unter Berücksichtigung der Dicke des zu schweißenden Werkstücks den geeigneten Elektrodendurchmesser und die geeignete Intensität (Ampers).

Принимая во внимание толщину сварочной детали, выберите соответствующий диаметр и интенсивность электрода (амперы).



1-Torcia 2-Ugello 3-Guida filo 4-Gas di protezione 5-Arco di saldatura 6-Filo di saldatura 7-Metallo fuso  
 La saldatura "MIG" si distingue in: "**MIG GAS**": il materiale usato è un metallo sotto forma di filo e il disossidante è un gas, generalmente CO<sub>2</sub> o Argon o CO<sub>2</sub>+Argon. "**MIG NO-GAS**": il filo contiene all'interno il disossidante. Le saldatrici ad inverter possono avere le seguenti caratteristiche automatiche: "**MIG PULSATO**": modula la potenza di saldatura nel tempo a seconda della frequenza e dell'impulso. Se, ad esempio, la frequenza 50Hz e l'impulso è 15% si ha: o tempo totale 20ms (1s/50Hz); o tempo impulso 3ms (20ms\*15%).

1-Torche 2-Bec 3-Tube contact 4-Gaz Protection 5-Arc de Soudage 6-Fil de soudage 7-Bain de fusion  
 Le soudage "MIG" se distingue par : "**GAZ MIG**" : le matériau utilisé est un métal sous forme de fil et l'oxydation est limitée par un gaz, généralement du CO<sub>2</sub>, de l'Argon ou CO<sub>2</sub>+Argon. "**MIG SANS GAS**" : le fil est contenu dans le désoxydant. Les postes à souder à onduleur ont les fonctions automatiques suivantes ; "**MIG PULSATION**" : Module la puissance de soudage dans le temps en fonction de la fréquence et de la pulsation. Par exemple, si la fréquence est de 50Hz et que l'impulsion est à 15% elle a : o Temps total 20ms (1s/50Hz) ; o Temps de pulsation 3ms (20ms\*15%).

1- Torch 2-Nozzle 3-Contact tip 4- Protection gas 5-Welding arc 6-Welding Wire 7-Melting Pool  
 Welding "MIG" is distinguished in: "**MIG GAS**": the material used is a metal in the form of a wire and the deoxidization and a gas, generally CO<sub>2</sub>, Argon or CO<sub>2</sub>+Argon. "**MIG NO-GAS**": the thread contains within the dioxidiser. The inverter welders may have the following automatic features; "**MIG PULSE**": Modulates the welding power over time depending on the frequency and pulse. For example, if the frequency is 50Hz and the impulse is at 15% it has: o Total time 20ms (1s/50Hz); o Pulse time 3ms (20ms\*15%).

1-Antorcha 2-Boquilla 3-Punta de contacto 4-Gas de protección 5-Arco de soldadura 6-Alambre de soldadura 7-Baño de fusión  
 La soldadura "MIG" se distingue por: "**MIG GAS**": el material utilizado es un metal con forma de alambre, y el desoxidante es un gas, normalmente CO<sub>2</sub>, Argón o CO<sub>2</sub>+Argón. "**MIG NO-GAS**": el alambre contiene al interno el desoxidante. Los soldadores inverter tienen las siguientes características automáticas: "**MIG PULSE**": Modula la potencia de soldadura en el tiempo según la frecuencia y el impulso. Por ejemplo, si la frecuencia es 50Hz y el impulso es del 15%, tenemos: o Tiempo total 20ms (1s/50Hz); o Tiempo de impulso 3ms (20ms\*15%).

1-Schlauchbrenner 2-Düse 3-Kontakt Spitze 4-Schutzgas 5-Lichtbogen 6-Schweißdraht 7-Schmelzpool  
 Beim "MIG"-Schweißen wird unterschieden zwischen: "**MIG GAS**": das verwendete Material ist ein Metall in Form eines Drahtes und das Desoxidationsmittel und ein Gas, meistens CO<sub>2</sub>, Argon oder CO<sub>2</sub> + Argon. "**MIG OHNE-GAS**": im Draht ist das Desoxidationsmittel enthalten. "**MIG IMPULS**": Moduliert die Schweißkraft über die Zeit abhängig von Frequenz und Puls. Z.B. bei einer Frequenz von 50Hz und einem Puls von 15%: o Gesamtzeit 20ms (1s/50Hz); o Impulszeit 3ms (20ms\*15%).

1-Факел, горелка 2-сопло 3-Контактный наконечник 4-Защита газ 5-сварочная дуга 6-Сварочная проволока 7-Таяние бассейн  
 Сварка «МиГ» выделяется в: "**МИГ ГАЗ**": используемый материал металл в виде проволоки и раскисление и газ, как правило, CO<sub>2</sub>, аргон или CO<sub>2</sub> + аргон. "**МИГ НО-ГАЗ**": нить содержит в dioxidiser. Инвертор сварщики могут иметь следующие функции автоматического; "**МИГ ПУЛЬС**": Модулирует мощность сварки с течением времени в зависимости от частота и импульс. Например, если частота 50 Гц, и импульс на уровне 15% он имеет: o Общее время 20 мс (1s/50Hz); o Длительность импульса 3 мс (20 мс \* 15%).

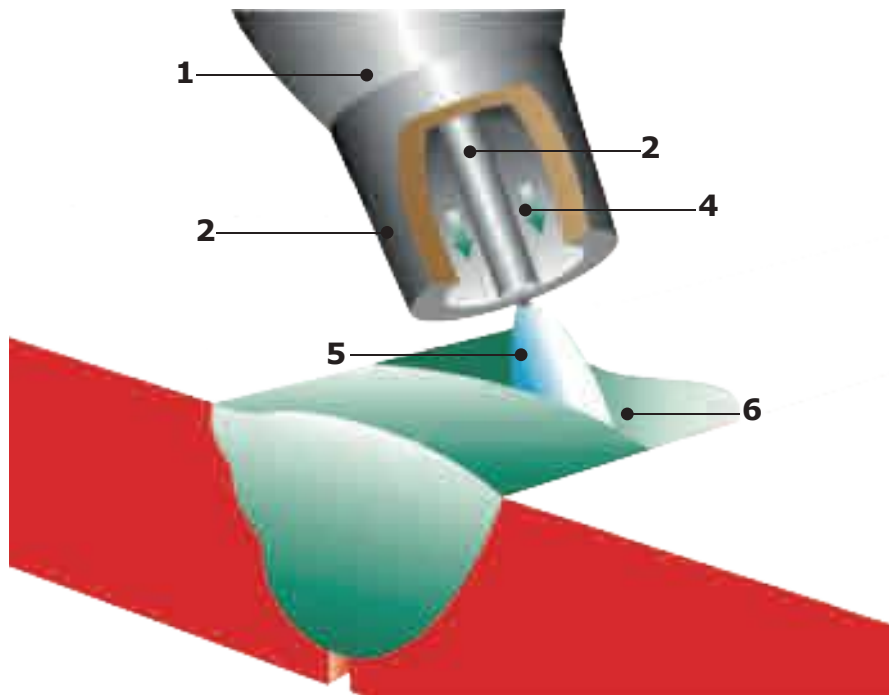


## MIG PULSE

- █ La funzione PULSE consente di migliorare la produttività e la qualità delle saldature rispetto ai processi MIG tradizionali, offrendo minore deformazione ed una maggiore tenuta dei pezzi saldati.
- █ La fonction PULSE permet d'améliorer la productivité et la qualité des postes de soudure MIG par rapport aux MIG traditionnels.
- █ PULSE function allows you to improve the welding productivity and quality compared to traditional MIG processes, offering lower distortion and higher sealing of welded parts.
- █ La función PULSE le permite mejorar la productividad y la calidad de la soldadura en comparación con los procesos MIG tradicionales, ofreciendo una menor distorsión y un mayor sellado en las piezas soldadas.
- █ Die PULSE-Funktion ermöglicht es, die Produktivität und die Qualität der Schweißnähte im Vergleich zum traditionellen MIG-Verfahren zu verbessern, wodurch weniger Verformungen und eine bessere Haltung der geschweißten Teile erzielt werden.
- █ Функция PULSE позволяет повысить производительность и качество сварки по сравнению с традиционными процессами MIG, благодаря меньшей деформации и лучшей герметичности свариваемых деталей.







- 1-Torcia 2-Ugello 3-Elettrodo Infusibile 4-Gas di protezione 5-Arco di saldatura 6-Metallo fuso  
 Nella saldatura "TIG" il calore necessario per la saldatura è fornito da un arco elettrico tra un elettrodo infusibile ed il pezzo in lavorazione, sotto la protezione di un gas inerte (normalmente Argon: Ar 99,5). La saldatura può essere eseguita con o senza materiale d'apporto.
- 1-Torche 2-Bec 3-Infusible-électrode 4-Gaz Protection 5-Arc de Soudage 6-Bain de fusion  
 Pour le soudage TIG, la chaleur est produite par l'arc électrique entre une électrode non-consommable (en tungstène) et la pièce à souder au moyen d'un gaz inerte (généralement de l'argon : Ar 99.5). L'électrode en tungstène est supportée par une torche qui convient à la transmission du courant de soudage et à la protection de l'électrode elle-même, et de la soudure de l'oxydation atmosphérique au moyen d'un débit de gaz inerte (habituellement de l'argon : Ar 99.5) qui est projeté par la buse en céramique.
- 1-Torch 2-Gas Nozzle 3-Infusible Electrode 4-Protection Gas 5-Welding Arc 6-Melting pool  
 In TIG welding the heat is produced by the electric arc between a nonconsumable electrode (tungsten) and the piece to be welded, by the flow of an inert gas (usually argon: Ar 99.5). The tungsten electrode is supported by a torch suitable for transmitting the welding current and protecting the electrode it self and the weld pool from atmospheric oxidation, by the flow of an inert gas (usually argon: Ar 99.5) which flows out of the ceramic nozzle.
- 1-Antorcha 2-Boquilla 3-Electrodo Infusible 4-Gas de protección 5-Arco de soldadura 6-Baño de fusión  
 En la soldadura TIG el calor necesario para la soldadura es suministrado por un arco eléctrico entre un electrodo inconsumible (tungsteno) y la pieza a soldar, bajo la protección de un flujo de un gas inerte (normalmente argón: Ar 99.5) que sale de la boquilla de cerámica. El electrodo de tungsteno es soportado por una antorcha que transmite la corriente de soldadura y a su vez protege al electrodo mismo y al baño de soldadura de la oxidación atmosférica.
- 1-Schlauchbrenner 2-Düse 3-Abschmelzende Elektrode 4-Schutzgas 5-Lichtbogen 6-Schmelzpool  
 Beim WIG-Schweißverfahren wird die Hitze durch den Lichtbogen zwischen einer sich nicht verbrauchenden Elektrode (Wolfram) und dem Schweißstück erzeugt; dabei fließt ein inertes Gas (normalerweise Argon: Ar 99.5). Die Wolframelektrode wird von einem Brenner gehalten, der geeignet ist um den Schweißstrom zu übertragen und die Elektrode selbst und das Schmelzbad vor atmosphärischer Oxidation zu schützen, indem ein inertes Gas (normalerweise Argon: Ar 99.5) aus der Keramikdüse fließt.
- 1-Факел, горелка 2-сопло 3-Неплавкий электрода 4-ащита газ 5-сварочная дуга 6-Плавильный бассейн  
 TIG предполагает образование тепла за счет электрической дуги между неплавящимся электродом (вольфрам) и свариваемой деталью в струе инертного газа (обычно аргон: Ar 99.5). Вольфрамовый электрод дополняется горелкой, обеспечивающей передачу сварочного тока и защиту самого электрода вместе со сварочной ванной от окисления атмосферным воздухом за счет потока инертного газа (обычно аргон: Ar 99.5), выходящего из керамического сопла

## SCRATCH

■ L'innesco a striscio avviene mediante sfregamento dell'elettrodo di tungsteno sul pezzo da saldare, con la conseguente accensione dell'arco.

■ L'amorçage par glissement on l'a au moyen du frottement de l'électrode de tungstène sur la pièce à souder.

■ Scratch start happens thanks to the tungsten electrode rubbing on the base material, with the consequent ignition of the arc.

■ El encendido a Scrutch ocurre gracias al raspado del electrodo de tungsteno con el material de base, con el consiguiente encendido del arco.

■ Die Kratzlichtbogenzündung erfolgt durch Reiben der Wolframelektrode an dem zu schweißenden Stück, woraufhin der Lichtbogen gezündet wird.

■ Поджиг осуществляется за счёт трения вольфрамового электрода по свариваемой детали с последующим зажиганием дуги.

## LIFT

L'innesco LIFT è ottenuto mediante un dispositivo che fornisce una corrente di basso valore per non danneggiare la punta dell'elettrodo di tungsteno, quando lo stesso è a contatto con il materiale da saldare. La partenza LIFT, per la mancanza dell'alta frequenza ha la proprietà di non creare disturbi elettromagnetici.

L'amorçage LIFT est obtenu au moyen d'un dispositif que fournit un courant très bas pour n'endommager pas la pointe de l'électrode de tungstène, quand il est à contact avec la pièce à souder. L'amorçage LIFT, pour la manque de haute fréquence il a la propriété de ne créer pas des dérangements électro magnétiques.

LIFT start happens thanks to a device that provides low current to avoid the tungsten electrode's end damage, when it gets in contact with the base material. LIFT start, due to high frequencies, has the capacity to do not create electromagnetic disturbances.

El encendido LIFT sucede gracias a un dispositivo que proporciona una corriente baja para evitar que los electrodos de tungsteno sufran daños cuando entran en contacto con el material base.

Die LIFT- Lichtbogenzündung wird mittels einer Vorrichtung erreicht, die einen Strom mit niedrigem Wert liefert, um die Spitze der Wolframelektrode nicht zu beschädigen, wenn diese mit dem zu schweißenden Material in Kontakt steht. Der LIFT-Start hat aufgrund der fehlenden hohen Frequenz die Eigenschaft, keine elektromagnetischen Störungen zu erzeugen.

Зажигание LIFT обеспечивается устройством, которое подает слабый ток, чтобы не повредить наконечник вольфрамового электрода, когда он находится в контакте со свариваемым материалом. Поджиг LIFT, благодаря высокой частоте, не создаёт электромагнитные помехи.

## HIGH FREQUENCY

Nell'innesco HF, la scintilla pilota è fornita da un generatore ad alta frequenza che sovrappone alla tensione di saldatura un impulso ad alta tensione; la potenza di tale dispositivo è minima, tale comunque da permettere l'innesco a distanza dell'arco elettrico.

Dans l'amorçage HF, l'étincelle pilote est fournie par un générateur de haute fréquence que superpose au voltage de soudure une impulsion à haut voltage, la puissance de tel dispositif est très basse, mais suffisante pour l'amorçage à distance du arc électrique.

In the HF start, the pilot spark is given by a high frequency generator that overlaps to the welding voltage, a high voltage impulse; this device power is minimal, such however to be allowed the electric arc distance start.

En el encendido con tecnología HF, la chispa piloto viene dada por un generador de alta frecuencia que se superpone al voltaje de soldadura, un impulso de alto voltaje; La potencia de este dispositivo es mínima, sin embargo, permite el encendido a distancia del arco eléctrico.

Bei der HF-Lichtbogenzündung wird der Zündfunke von einem Hochfrequenzgenerator geliefert, welcher der Schweißspannung einen Hochspannungsimpuls überlagert; Die Leistung dieses Geräts ist minimal, jedoch so, dass der elektrische Lichtbogen ferngesteuert werden kann.

При HF (высокочастотном) зажигании пилотная искра подается высокочастотным генератором, который налагает высоковольтный импульс на сварочное напряжение; мощность этого устройства минимальная, но в то же время достаточная для поджига электрической дуги на расстоянии.

## PLASMA CUTTING

- L'arco plasma è ottenuto grazie ad un arco elettrico, generato tra un elettrodo infusibile e il pezzo da tagliare. Un flusso di aria compressa convoglia l'arco attraverso un ugello di piccole dimensioni generando un flusso concentrato di energia che provoca la fusione localizzata del pezzo.
- L'arc de plasma est obtenu grâce à un arc électrique généré entre un électrode infusible et la pièce à usiner. A le débit d'air comprimé transporte l'arc à travers une buse de faible dimension la génération d'un courant concentré d'énergie qui provoque la fusion localisée de la pièce.
- 🇬🇧 The plasma arc is obtained thanks to an electric arc, generated between a infusible electrode and the workpiece. a compressed air flow conveys the arc through a nozzle of small size generating a concentrated stream of energy that causes localized melting of the piece.
- 🇪🇸 El arco de plasma se obtiene gracias a un arco eléctrico, generado entre un electrodo infusible y la pieza de trabajo. Un flujo de aire comprimido transmite el arco a través de una boquilla de pequeño tamaño generando un flujo concentrado de energía que causa la fusión localizada de la pieza.
- 🇩🇪 Der Plasmabogen wird durch einen Lichtbogen erhalten, der zwischen einer unschmelzbaren Elektrode und dem Werkstück erzeugt wird. Ein komprimierter Luftstrom fördert den Lichtbogen durch eine Düse von kleiner Größe, die einen konzentrierten Energiestrom erzeugt, der ein lokales Schmelzen des Stückes verursacht.
- 🇷🇺 Плазменная дуга получается благодаря электрической дуге, создаваемой между неплавким электродом и заготовкой. Поток сжатого воздуха пропускает дугу через сопло малого размера, генерируя концентрированный поток энергии, который вызывает локализованное плавление детали.

# WELDING TECHNOLOGIES

## INVERTER

- Le saldatrici con tecnologia inverter consentono di avere le migliori prestazioni sul mercato, alta efficienza, minima perdita di calore, un rumore bassissimo. Oltre ad essere un prodotto compatto, leggero e facile da trasportare. Assorbimento di gran lunga inferiore rispetto alla tecnologia a trasformatore.
- Les postes à souder avec technologie INVERTER permettent d'avoir les meilleures performances du marché, haut rendement, très basse perte de chaleur, très bas bruit. En plus il est un produit compact, léger et facile à transporter.
- UK Inverter technology welding machines allows you to have the best performances on the market, high efficiencies, lower heat loss, low noise. Besides is a compact, light and easy to carry product.
- Las máquinas de soldadura con tecnología inverter le permiten tener el mejor rendimiento del mercado, alta eficiencia, menor pérdida de calor y bajo nivel de ruido. Además es un producto compacto, ligero y fácil de transportar.
- Die Schweißgeräte mit Inverter-Technologie ermöglichen Ihnen die besten Leistungen auf dem Markt zu haben, hohe Effizienz, minimale Wärmeverluste und sehr geringe Geräuschentwicklung. Außerdem handelt es sich um kompakte, leichte und einfach zu transportierende Produkte.
- Сварочные аппараты инверторного типа обеспечивают лучшие выходные характеристики на сегодняшнем рынке, высокую эффективность, меньшие теплотери и низкий уровень шума. Кроме того, данная продукция является компактной, лёгкой и удобной для переноски.







## TRANSFORMER

- Le saldatrici con trasformatore di potenza sono semplici, affidabili e durevoli nel tempo.
- Les postes à souder avec transformateur de puissance sont simples, fiables et durables.
- UK Welding machines with power transformer are simple, reliable and long lasting.
- Los equipos de soldar con transformador de potencia son simples, fiables y duraderos.
- Schweißgeräte mit Leistungs-Transformator sind einfach im Gebrauch, zuverlässig und langlebig.
- Сварочные трансформаторы просты, надежны и долговечны.



# LEGEND

 <b>IT</b> -Tensione di rete <b>FR</b> -Tension de secteur <b>GB</b> -Mains voltage	<b>E</b> -Tensión de red <b>D</b> -Netzspannung <b>RU</b> -Напряжение сети	 <b>IT</b> -Corrente di carica <b>FR</b> -Courant de charge <b>GB</b> -Charge current	<b>E</b> -Corriente de carga <b>D</b> -Ladestrom <b>RU</b> -зарядный ток	 <b>IT</b> -Diametro filo saldatura acciaio <b>FR</b> -Diamètre fil de soudage acier <b>GB</b> -Steel welding wire diameter	<b>E</b> -Diámetro hilode soldadura acero <b>D</b> -Stahl Schweissdraht Durchmesser <b>RU</b> -Диаметр проволоки для сварки стали
 <b>IT</b> -Nessun fusibile <b>FR</b> -Pas de fusible <b>GB</b> -No Fuse	<b>E</b> -Sin fusible <b>D</b> -keine Sicherung <b>RU</b> -Нет предохранителя	 <b>IT</b> -Corrente media <b>FR</b> -Courant moyen <b>GB</b> -Average current	<b>E</b> -Corriente media <b>D</b> -Durchschnittlicher Strom <b>RU</b> -Среднее значение тока	 <b>IT</b> -Diametro filo saldatura inox <b>FR</b> -Diamètre fil de soudage inox <b>GB</b> -Stainless steel welding wire diameter	<b>E</b> -Diámetro hilode soldadura acero inoxidable <b>D</b> -Edelstahl Schweissdraht Durchmesser <b>RU</b> -Диаметр проволоки для сварки нержавеющей стали
 <b>IT</b> -Potenza assorbita <b>FR</b> -Puissance absorbée <b>GB</b> -Absorbed power	<b>E</b> -Potencia absorbida <b>D</b> -Leistungsaufnahme <b>RU</b> -Поглощенная мощность	 <b>IT</b> -Capacità della batteria <b>FR</b> -Capacité de la batterie <b>GB</b> -Battery capacity	<b>E</b> -Capacidad de la batería <b>D</b> -Kapazität der Batterie <b>RU</b> -Макс. холостое напряжение	 <b>IT</b> -Diametro filo saldatura animato <b>FR</b> -Diamètre fil de soudage fourré <b>GB</b> -Flux welding wire diameter	<b>E</b> -Diámetro hilode soldadura halma <b>D</b> -Füll-Schweissdraht Durchmesser <b>RU</b> -Диаметр проволоки для сварки порошко-вой проволокой
 <b>IT</b> -Tensione a vuoto max <b>FR</b> -Tension a vide max <b>GB</b> -Max. no load voltage	<b>E</b> -Tension en vacío max. <b>D</b> -Leerlaufspannung <b>RU</b> -Макс. холостое напряжение	 <b>IT</b> -Corrente di carica convenzionale <b>FR</b> -Courant conventionnel de charge <b>GB</b> -Rated charge current	<b>E</b> -Corriente de carga convencional <b>D</b> -Konventioneller Ladestrom <b>RU</b> -Ток конвенционального заряда	 <b>IT</b> -Diametro filo saldatura alluminio <b>FR</b> -Diamètre fil de soudage aluminium <b>GB</b> -Aluminium welding wire diameter	<b>E</b> -Diámetro hilode soldadura aluminio <b>D</b> -Alu Schweissdraht Durchmesser <b>RU</b> -Диаметр проволоки для сварки алюминия
 <b>IT</b> -Campo regolazione <b>FR</b> -Plage de réglage courant <b>GB</b> -Current range corrente	<b>E</b> -Plage de réglage courant <b>D</b> -Regelbereich <b>RU</b> -Диапазон регулирования тока	 <b>IT</b> -Avviamento <b>FR</b> -Démarrage <b>GB</b> -Start	<b>E</b> -Arranque <b>D</b> -Anlassen <b>RU</b> -Пуск	 <b>IT</b> -Posizioni di regolazione <b>FR</b> -Positions de réglage <b>GB</b> -Adjustment positions	<b>E</b> -Posiciones de regulation <b>D</b> -Schaltstufen <b>RU</b> -Положение регулирования
 <b>IT</b> -Fattore di servizio <b>FR</b> -Facteur de marche <b>GB</b> -Duty cycle	<b>E</b> -Ciclo de servicio <b>D</b> -Einschaltdauer <b>RU</b> -Соотношение прерывистости	 <b>IT</b> -Diametro elettrodi <b>FR</b> -Diamètre électrodes <b>GB</b> -Electrode diameter	<b>E</b> -Diámetro electrodos <b>D</b> -Elektroden durchmesser <b>RU</b> -Диаметр электрода	 <b>IT</b> -Corrente massima <b>FR</b> -Courant max. <b>GB</b> -Max. current	<b>E</b> -Corriente máx. <b>D</b> -Max. Strom <b>RU</b> -Максимальный ток
 <b>IT</b> -Fattore di servizio <b>FR</b> -Facteur de marche <b>GB</b> -Duty cycle <small>*AWELCO - NOT EN60974-1</small>	<b>E</b> -Ciclo de servicio <b>D</b> -Einschaltdauer <b>RU</b> -Соотношение прерывистости	 <b>IT</b> -Grado di protezione <b>FR</b> -Degré de protection <b>GB</b> -Protection degree	<b>E</b> -Grado de protección <b>D</b> -Schutzgrad <b>RU</b> -Степень защиты	 <b>IT</b> -Spessore massimo puntatura 2 lati <b>FR</b> -Épaisseur de pointage max. de 2 côtés <b>GB</b> -Max. spot-welding thickness on two sides	<b>E</b> -Espesor máx. de punteado sobre 2 lados <b>D</b> -Max. Punktschweissdicke von 2 Seiten <b>RU</b> -Максимальная толщина контактной сварки с 2 сторон
 <b>IT</b> -Corrente efficace <b>FR</b> -Courant Efficace <b>GB</b> -Effective current	<b>E</b> -Corriente eficaz <b>D</b> -Effektiver Strom <b>RU</b> -Эффективный ток	 <b>IT</b> -Tensione di carica/avviamento <b>FR</b> -Tension de charge et de démarrage <b>GB</b> -Charge/starter voltage	<b>E</b> -Tensión de carga y de puesta en marcha <b>D</b> -Lade/anlass Spannung <b>RU</b> - Напряжение заряда/запуска		
 <b>IT</b> -Codice <b>FR</b> -Code <b>GB</b> -Code	<b>E</b> -Código <b>D</b> -Kode <b>RU</b> -код	 <b>IT</b> -Dimensioni <b>FR</b> -Dimensions <b>GB</b> -Dimensions	<b>E</b> -Dimensiones <b>D</b> -Abmessungen <b>RU</b> -Размеры	 <b>IT</b> -Quantità per master <b>FR</b> -Quantité par master <b>GB</b> -Quantity per masterbox	<b>E</b> -Cantidad por caja master <b>D</b> -Menge pro master <b>RU</b> -Количество для мастер-бокса
 <b>IT</b> -Peso <b>FR</b> -Poids <b>GB</b> -Weight	<b>E</b> -Peso <b>D</b> -Gewicht <b>RU</b> -век	 <b>IT</b> -Codice a barre <b>FR</b> -Code barre <b>GB</b> -Bar Code	<b>E</b> -Código barra <b>D</b> -EAN Code <b>RU</b> -EAN	 <b>IT</b> -Quantità per pedana <b>FR</b> -Quantité par palette <b>GB</b> -Quantity per pallet	<b>E</b> -Cantidad por pallet <b>D</b> -Menge pro Palette <b>RU</b> -Количество в оваллете
 <b>IT</b> -Volume scatola <b>FR</b> -Volume carton <b>GB</b> -Box volume	<b>E</b> -Volumen caja <b>D</b> -Karton volume <b>RU</b> -Объем упаковки				



# TECHNOLOGY



**IT-Saldatura ad elettrodo**  
**FR-Poste a souder MMA**  
**GB-MMA welding machine**

**E-Equipos de soldadura MMA**  
**D-Mma Schweißgerät**  
**RU-Сварочный Аппарат MMA**



**IT-Saldatura a TIG**  
**FR-Poste a souder TIG**  
**GB-TIG welding machine**

**E-Equipos de soldadura TIG**  
**D-WIG Schweißgerät**  
**RU-Сварочный Аппарат Тиг**



**IT-Saldatura al plasma**  
**FR-Poste a souder plasma**  
**GB-Plasma welding machine**

**E-Equipos de soldadura plasma**  
**D-Plasma Schweißgerät**  
**RU-Аппарат ДляПлазменной Резки**



**IT-Saldatura Mig-Mag-Mog**  
**FR-Poste a souder a fil continue**  
**GB-Mig-Mag-Mog welding machine**

**E-Equipos de soldadura Mig**  
**D-Mig-Mag-Mog Schweißgerät**  
**RU-Сварочный Аппарат Миг-Маг-Мог**



**IT-Caricabatterie-Avviatore**  
**FR-Chargeur-Demarrreur**  
**GB-Battery-charger-booster**

**E-Cargadores y ayuda dearranques**  
**D-Ladegerät und Anlasser**  
**RU-Пуско -Зарядное Устройство**



**IT-Caricabatterie**  
**FR-Chargeur de batterie**  
**GB-Battery-charger**

**E-Cargadores y ayuda dearranques**  
**D-Batterieladegerät**  
**RU-Зарядное Устройство**



**IT-Bombole di gas ricaricabili**  
**FR-Bouteilles de gaz rechargeables**  
**GB-Rechargeable gas bottles**

**E-Botellas de gas recargables**  
**D-Wiederaufladbare Gasflaschen**  
**RU-многогазовые газовые баллоны**

# PERFORMANCE



**IT-Telecomando**  
**FR-Télécommande**  
**GB-Remote Control**

**E-Telecomando**  
**D-Fernsteuerung**  
**RU-Дистанционное Управление**



**IT-Facile da trasportare**  
**FR-Facile à transporter**  
**GB-Easy to carry**

**E-Fácil de transportar**  
**D-leicht zu tragen**  
**RU-легко переносить**



**IT-Termostato**  
**FR-Thermostat**  
**GB-Thermostatic Control**

**E-Termostato**  
**D-Thermostat**  
**RU-Термостатический Контроль**



**IT-Amperometro Analogico**  
**FR-Ampèremètre Analogique**  
**GB-Analogic Amperometer**

**E-Amperímetro Analogico**  
**D-Analogisches Ammeter**  
**RU-Амперметр**



**IT-2 Induttanza**  
**FR-2 Inductance**  
**GB-2 Inductance**

**E-2 Inductancia**  
**D-2 Induktivität**  
**RU-2 Катушки Индуктивности**



**IT-Hot Start**  
**FR-Hot Start**  
**GB-Hot Start**

**E-Hot Start**  
**D-Hot Start**  
**RU-Функция Горячего**



**IT-Anti Stick**  
**FR-Anti Stick**  
**GB-Anti Stick**

**E-Anti Stick**  
**D-Anti Stick**  
**RU-Предотвращения Залипания Электродов**



**IT-Arc Force**  
**FR-Arc Force**  
**GB-Arc Force**

**E-Arc Force**  
**D-Arc Force**  
**RU-Модуляция Сварочного Тока**



**IT-Kit ruote**  
**FR-Kit roulant**  
**GB-Wheel kit**

**E-Kit ruedas**  
**D-Räder kit**  
**RU-Оснащен Колесами**



**IT-Avvolgimenti in rame**  
**FR-Bobinage en cuivre**  
**GB-Copper windings**

**E-Bobinaje en cobre**  
**D-Kupfer wicklungen**  
**RU-Аппарат Для Плазменной Резки**



**IT-Trainifilo a 2 rulli**  
**FR-Dévidoir de fil 2 roleaux**  
**GB-Wirefeeder 2 reels**

**E-Alementador de hilo 2 rollos**  
**D-Drahtvorschub mit 2 Räder**  
**RU- 2 Ролика Поддачи Проволоки**



**IT-Torcía senza tensione**  
**FR-Torche complètement isolé**  
**GB-No Voltage On Torch**

**E-Antorcha Aislada**  
**D-Keine Spannung auf dem Brenner**  
**RU-Сварочный ПистолетНе Находится ПодНапряжением**



**IT-Riduttore 2 manometri**  
**FR-Détendeur 2 Manomètres**  
**GB-2 Gauges gas reducer**

**E-Regulador 2 manómetros**  
**D-Druckregler 2 Manometer**  
**RU-ВКомплеке Газовый Редуктор С Двумя Манометрами**



**IT-Regolazione velocità del filo**  
**FR-Régulateur de la vitesse du fil**  
**GB-Wire speed regulator**

**E-Regulador de velocidad de alambre**  
**D-Drahtgeschwindigkeit-Regler**  
**RU-Регулятор Скорости Поддачи Проволоки**



**IT-Funzione tampone-Autospegnimento**  
**FR-Fonction du tampon-Self control**  
**GB-Buffer function-Self control**

**E-Function Tampon-Self Apagamiento**  
**D-Buffer Funktion-Selbstaussschaltungskontrolle**  
**RU-Функция Буфера-Самоконтроль**



**IT-Protezione da inversione di polarità**  
**FR-Protection inversion de polarité**  
**GB-Reverse polarity protection**

**E-Protección de polaridad inversa**  
**D-Polarität Inversionsschutz**  
**RU-Защита От Неправильной Полярности**



**GB-Burn Back, Pre-Gas, Timer On, Timer Off, 2t,4t, Wire Speed**

**RU-Меню Выбора Режимов Сварки**



**IT-Ventilata**  
**FR-Ventilateur**  
**GB-Fan**

**E-Ventilador**  
**D-Ventilator**  
**RU-Вентилятор**



**IT-Trainifilo A 2 Rulli Dentati**  
**FR-Dévidoir De Fil 2 Roleaux Denté**  
**GB-Wirefeeder 2 Gear Reels**

**E-Alimentador 2 Rollos Engranaje**  
**D-Drahtvorshub Mit 2 Zahnradern**  
**RU-2 Ведущих Ролика Поддачи Проволоки**



**IT-Ganci di sollevamento**  
**FR-Crochets de soulèvement**  
**GB-Lifting Hooks**

**E-Ganchos De Sublevación**  
**D-Hebehaben**  
**RU-Крючки Для Подъема**



**IT-Attacco Torcia "Euro"**  
**FR-Connecteur Torche "Euro"**  
**GB-"Euro" Torch Connector**

**E-Enchufe Antorcha Euro**  
**D-"Euro" Brenner Anschluss**  
**RU-Евро-Разъем**



**IT-Riduttore**  
**FR-Regulador**  
**GB-Gas Reducer**

**E-Regulador**  
**D-Druckregler**  
**RU-Редуктировать газ**



**IT-Filo Animato**  
**FR-Fil Fourré**  
**GB-Flux Cored Wire**

**E-Hilo Animado**  
**D-Fülldrahtrolle**  
**RU-Порошковая Электродная Проволока**



**IT-Uscita 70v Basica**  
**FR-Sortie 70v Basique**  
**GB-Basic 70v Exit**

**E-Salida 70v Basica**  
**D-Ausgangsklemme 70v**  
**RU-Базовый Выход 70в**

# AWELCO PLUS



**IT-Vernice Antigraffio**  
**FR-Peinture Antichoc**  
**GB-Anti-Scratch Paint**

**E-Pintura Antichoqe**  
**D-Kratzfester Lack**  
**RU-Антивандальное Покрытие**



**IT-Doppia Ventilazione**  
**FR-Double Ventilation**  
**GB-Double Fan**

**E-Doble Ventilacion**  
**D-Doppelter Ventilator**  
**RU-Два Вентилятора**



**IT-Telecomando 2 Pulsanti**  
**FR-Télécommande À Deux Boutons**  
**GB-2 Buttons Remote Control**

**E-2 Pulsante Telecomando**  
**D-2 Druckknopf Fernsteuerung**  
**RU-2 Дистанционное Управление С Двумя Кнопками**



**IT-Accessori Montati**  
**FR-Accessoires Montés**  
**GB-Accessories Assembled**

**E-Accessorios Montados**  
**D-Montierte Zubehörteile**  
**RU-Комплекующие Установлены**



**IT-32 Regolazioni**  
**FR-32 Réglages Du Courant**  
**GB-32 Regulation**

**E-32 Regulaciones**  
**D-32 Regelung**  
**RU-Сварочного Тока**



**IT-Carrozzeria Rinforzata**  
**FR-Carosserie Très Solide**  
**GB-Reinforced Body**

**E-Carroceria Renforzada**  
**D-Druckregler**  
**RU-Усиленный Корпус**



**IT-Torcía Con Molloni**  
**FR-Torche Avec Ressort De Protection**  
**GB-Sprin On Torch**

**E-Antorcha Con Resortes De Protección**  
**D-Gebälselempfe Mit Klammern**  
**RU-Предохранение Предохранение От Излома Кабеля**



**IT-Collegabile Al Gruppo Elettrogeno**  
**FR-Connectable Au Groupe Électrogène**  
**GB-Power Generator Connectable**

**E-A Generadores De Corriente**  
**D-Connectable**  
**RU-Адаптирован Для Подключения К Генератору**



**GB- Ramp Burn Back, Timer On, Wire Speed**

**RU-Меню Выбора Режимов Сварки**



**IT-Partenza Ad Alta Frequenza**  
**FR-Amorçage Avec Hf**  
**GB-High Frequency Start**

**E-Inicio Con Alta Frecuencia**  
**D-Hochfrequenzstart**  
**RU-Высокочастотный Поджиг**



**IT-Trainifilo a 4 rulli**  
**FR-Dévidoir de fil 4 roleaux**  
**GB-Wirefeeder 4 reels**

**E-Alementador de hilo 4 rollos**  
**D-Drahtvorschub mit 4 Räder**  
**RU- 4 Ролика Поддачи Проволоки**



**IT-Conessione Diretta Torcia**  
**FR-Connexion Directe**  
**GB-Direct Connection Torch**

**E-Conexion Directa**  
**D-Direktanschluss**  
**RU-Съемный Сварочный Пистолет**



**IT-Accessori Inclusi**  
**FR-Accessoires Complete**  
**GB-Accessories Included**

**E-Accessorios Completos**  
**D-Zubehör Inklusiv**  
**RU-С Аксессуарами**



**IT-Gas / No Gas**  
**FR-Gaz / Pas de gaz**  
**GB-Gas / No Gas**

**E-Gas / No Gas**  
**D-Gas / kein Gas**  
**RU-Газовая/ Безгазовая Сварка**



**IT-Lifting Arc**

**RU-Сварка На Поднятой Дуге**



**IT-Temperatura Media 20°**  
**FR-Température Moyenne 20°**  
**GB-Average Temperature 20°**

**E-Temperatura Promedio 20°**  
**D-Durchschnitt Temperatur 20°**  
**RU-Средняя Температура 20°**



**IT-Carica Lenta**  
**FR-Charge lente**  
**GB-Slow Charging**








**E-Carga Lenta**  
**D-Langsame Ladung**  
**RU-Медленная Зарядка**










**IT-Carica Veloce**  
**FR-Charge Rapide**  
**GB-Fast Charging**

**E-Carga Veloz**  
**D-Schnelle Ladung**  
**RU-Быстрая Зарядка**








# Choose the best for your needs!

DESCRIPTION	CODE								PAGE
IRIS 120	61205	230V~1ph	60	100 A	10/100	4,5	3,0	6,7	10
IRIS 150	61235	230V~1ph	60	130 A	10/130	5,7	4,2	8,6	10
IRIS 180	61245	230V~1ph	60	160 A	10/160	7,0	5,0	10,5	10
IRIS 220	61275	230V~1ph	60	160 A	10/160	7,0	5,0	10,5	10
ARC 150	51915	230V~1ph	60	130 A	15/130	5,5	4,0	8,3	11
ARC 160	51916	230V~1ph	60	140 A	20/140	6,0	4,4	9	11
ARC 180	51918	230V~1ph	60	160 A	20/160	7,0	5,2	10,5	11
ARC 250	51925	230V~1ph	65	200 A	20/200	8,5	7,0	12,8	12
MEGA 120	62205	230V~1ph	60	100 A	10/100	4,5	3,0	6,3	13
MEGA 150	62235	230V~1ph	60	130 A	10/130	5,5	4,2	8,3	13
MEGA 180	62245	230V~1ph	60	160 A	10/160	7,0	5,0	10,5	13
MEGA 220	62275	230V~1ph	60	160 A	10/160	7,0	5,0	10,5	13
MIKRO 144	66244	230V~1ph	60	125 A	20/125	5,5	4,0	8,3	14
MIKRO 164	66264	230V~1ph	60	140 A	20/140	6,0	4,3	9	14
MIKRO 184	66284	230V~1ph	60	160 A	20/160	7,0	5,0	10,5	14
MIKROTIG 150	68250	230V~1ph	60	130 A	20/130	6,0	4,3	9	15
MIKROTIG 170	68270	230V~1ph	60	150 A	20/150	7,0	5,0	10,5	15
MIKROTIG 200	68300	230V~1ph	60	160 A	20/160	7,0	5,0	10,5	15
ELX 4000	67855	180-245V~1ph 90-135V~1ph	60	160A (230) 150A (120)	20/160 40/115	7,0 4,6	5,5 3,7	10,5	16
ELX 7000	67875	180-245V~1ph 90-135V~1ph	75	200A (230) 130A (120)	15/200 35/130	9,0 4,6	7,0 3,7	13,5	16
EASYMIG 160	58960	230V~1ph	51	MIG 135A MMA 120A	20/135	MIG 3 MMA 3,7	MIG 2,6 MMA 3	5,6	20
EASYMIG 180	58980	230V~1ph	51	MIG 155A MMA 140A	20/155	MIG 3,7 MMA 4,5	MIG 3,4 MMA 4	6,8	20
EASYMIG 180 EURO	58990	230V~1ph	51	MIG 155A MMA 140A	20/155	MIG 3,7 MMA 4,5	MIG 4,1 MMA 4,4	6,8	20
CLUB 100	41040	230V~1ph	40/46	100 A	5/100	5,4	4,3	8,1	24
CLUB 100 US	41058	120V~1ph 60 Hz	38/41	90 A	10/90	4,6	3,5	6,9	24
CLUB 105	41060	230V~1ph	40/46	100 A	9/100	5,4	4,3	8,1	24
HOBBY 150	40150	230V~1ph	40-43	95 A	7/95	5,1	4,7	7,7	25
HOBBY 150 US	40167	120V~1ph 60 Hz	40	80 A	5/80	4,4	3,3	6,6	25
HOBBY 1800.1	40178	230V~1ph	40-43	100 A	10/95	5,1	4,7	7,7	25
HOBBY 1900	40192	230V~1ph	39-43	145 A	10/145	6,6	5,4	9,9	25
HOBBY 1800	40180	230V~1ph	40-43	95 A	10/95	5,1	4,7	7,7	26
HOBBY 1800 US	40177	120V~1ph 60 Hz	40	80 A	10/80	4,4	3,3	6,6	26
HOBBY 2000	40200	230V~1ph 400V~2ph	41-44	170 A	10/170	7,7	5,8	11,6	27
CLUB 150	41090	230V~1ph	40-43	95 A	7/95	5,1	4,7	7,7	28
CLUB 1800	41120	230V~1ph	40-43	95 A	10/95	5,1	4,7	7,7	28
CLUB 1850	41124	230V~1ph 400V~2ph	41-44	170 A	10/170	7,7	5,8	11,6	29
CLUB 170	41150	230V~1ph	43-46	140 A	5/140	6,1	5,3	9,2	30
TORNADO 160	41210	230V~1ph	39-43	145 A	10/145	6,6	5,4	9,9	31
TORNADO 200	42305	230V~1ph 400V~2ph	44-48	180 A	15/180	8,2	6,1	12,3	32
TORNADO 200 ME	42309	230V~1ph 60 Hz	37-43	180 A	25/180	8,2	6,1	12,3	32
TORNADO 250	42504	230V~1ph 400V~2ph	44-48	190 A	15/190	8,9	6,7	13,4	32
TORNADO 250 ME	42503	230V~1ph 60 Hz	43-51	200 A	25/200	8,9	6,7	13,4	32
MASTER 185	42000	230V~1ph 400V~2ph	42-46	145 A	10/145	6,7	5,0	10	33
MASTER 215	42190	230V~1ph 400V~2ph	44-48	180 A	15/180	8,2	6,1	12,3	33
MASTER 215 ME	42199	230V~1ph 60 Hz	37-43	190 A	25/190	8,2	6,1	12,3	33
MASTER 255	42350	230V~1ph 400V~2ph	44-48	190 A	15/190	11,0 (230V) 10,1 (400V)	8,6 7,5	16,5	33
MASTER 255 ME	42359	230V~1ph 60 Hz	43-51	210 A	25/210	8,9	6,7	13,4	33

# Choose the best for your needs!

DESCRIPTION	CODE								PAGE
MIG ONE	11000	230V~1ph	18/25	95 A	6/95	2,8	2,6	4,2	36
MIG ONE US	10967	120V~1ph 60 Hz	18-24	80 A	20/80	1,9	1,5	2,9	36
EASYCRAFT 150	11150	230V~1ph	20-32	145 A	15/145	7,9	6,7	11,9	37
BLUEMIG 110 US	11276	120V~1ph 60 Hz	21-25	90 A	15/90	3,7	2,8	5,6	38
BLUEMIG 130	11300	230V~1ph	21-31	100 A	15/100	4,6	3,9	7,0	38
BLUEMIG 145	11450	230V~1ph	20-32	120 A	15/120	6,0	5,1	9,0	38
BLUEMIG 170	11700	230V~1ph	17-31	160 A	15/160	7,0	6,0	10,5	38
MASTERCRAFT 205	N12090	230V~1ph	17-31	145 A	15/145	7,5	6,0	11,3	39
MASTERCRAFT 220	N12150	230V~1ph 400V~2ph+N	17-35	170 A	5/170	9,3	7,5	14	39
MASTERCRAFT 220 ME	N12152	230V~1ph	17-35	180 A	5/180	9,3	7,5	14	39
PLUS 160	55716	230V~1ph	65	160 A	40/160	6,5	5,0	9,8	64
PLUS 210	55721	230V~1ph	65	200 A	40/200	8,5	6,5	12,8	64
PLUS 250 TIG LIFT	55725	230V~1ph	65	220 A	40/220	8,5	6,5	12,8	65
PLUS 210 CELL	55730	230V~1ph	90	200 A	40/200	8,5	7,0	12,8	66
PRESIDENT 350	58550	400V~3ph	88	270 A	30/270	11 - MMA	7,5 - MMA	16,5	67
PRESIDENT 500	58550	400V~3ph	98	330 A	60/330	13 - MMA	8,5 - MMA	19,5	67
MIKROMIG 1600	59060	230V~1ph	51	135 A - MIG 120 A - MMA	25/135	3 - MIG 3,7 - MMA	3 - MIG 2,6 - MMA	5,6	70
MIKROMIG 1800	59080	230V~1ph	51	155 A - MIG 140 A - MMA	25/155	3,4 - MIG 4,5 - MMA	4,0 - MIG 4,0 - MMA	6,8	70
MIKROMIG 1800 EURO	59090	230V~1ph	51	155 A - MIG 140 A - MMA	25/155	3,4 - MIG 4,5 - MMA	3,4 - MIG 4,0 - MMA	6,8	71
SMARTMIG 2000	59160	230V~1ph	65	160 A - MMA 160 A - TIG 160 A - MIG	30/160	5,3 - MMA 3,3 - TIG 4,4 - MIG	4,5 - MMA 2,5 - TIG 3,5 - MIG	8,0	72
SMARTMIG 2200	59190	230V~1ph	65	200 A - MMA 200 A - TIG 200 A - MIG	30/200	10 - MMA 6,5 - TIG 8,5 - MIG	6,4 - MMA 4,4 - TIG 5,8 - MIG	12,8	72
DOUBLE PULSEMIG 2500	59210	230V~1ph	69	200 A - MIG 180 A - MMA	30/200 - MIG 30/180 - MMA	8,0 - MIG 8,0 - MMA	6,0 - MIG 6,0 - MMA	12	73
MIG 352	N18330	230V~1ph	61	250 A - MMA 250 A - MIG 250 A - TIG	60/250	9,4 - MMA 8,3 - MIG 6,3 - TIG	8,0 - MMA 7,0 - MIG 5,0 - TIG	14	74
MIG 350	N18430	400V~3ph	60	250 A - MMA 250 A - MIG 250 A - TIG	60/250	8,8 - MMA 7,8 - MIG 5,9 - TIG	7,5 - MMA 6,7 - MIG 4,7 - TIG	13,2	74
MIG 500	N18470	400V~3ph	60	400 A - MMA 400 A - MIG	60/400	20,7 - MMA 21,7 - MIG	14,6 - MMA 15 - MIG	32,6	74
TIG 160 I HF-DC PULSE	58165 68165	230V~1ph	65	160 A - TIG 140 A - MMA	50/160 TIG 50/140 MMA	5,0 - TIG 6,0 - MMA	3,2 - TIG 4,0 - MMA	9,0	75
TIG 200 I HF-DC PULSE	58195 68195	230V~1ph	65	200 A TIG 160 A MMA	30/200 TIG 40/160 MMA	6,0 - TIG 6,5 - MMA	4,5 - TIG 5,0 - MMA	9,8	75
TIG 210 AC/DC	58201	230V~1ph	62 TIG 94 MMA	210 A TIG 160 A MMA	35/210 TIG 25/160 MMA	5,5 - TIG 6,0 - MMA	5,2 - TIG 5,7 - MMA	9,0	76
TIG 320 AC/DC	58320	400V~3ph	72	320 A TIG 320 A MMA	35/320 TIG 20/320 MMA	8,5 - TIG 12,0 - MMA	5,3 - TIG 7,6 - MMA	18	77
PLASMA 40 COMPRESSOR	53171	230V	312	40 A	15/40	6,4	5,4	9,6	78
PLASMA 80	53080	400V~3ph	460	80 A	60/80	11	10	16,5	79
PLASMA 120	53100	400V~3ph	615	100 A	40/100	15	14	22,5	79
PULSAR 255 AC/DC	42490	230V~1ph 400V~2ph	47-51 AC 54-60 DC	200 A AC 170 A DC	10/200 AC 8/170 DC	11,2	7,8	16,8	82
PULSAR 255 AC/DC ME	42499	230V~1ph 60Hz	46-60 AC 48-62 DC	200 A AC 160 A DC	25/200 AC 25/160 DC	11,2	7,8	16,8	82
PULSAR BASIC 255	42506	230V~1ph 400V~2ph	48-70	170 A	10/170	8,3	5,8	12,5	83
PULSAR 305	42610	230V~1ph 400V~2ph	46-52	200 A	10/200	11,2	7,8	16,8	84
PULSAR 305 ME	42613	230V~1ph	42-50	200 A	25/200	10,4	7,3	15,6	84
PULSAR 370	42670	230V~1ph 400V~2ph	AC 55-70	300 A	35/300	13	9,0	19,5	85
PULSAR 370 ME	42671	230V~1ph	AC 55-70	300 A	35/300	13	9	19,5	85
PULSAR 470	42680	230V~1ph 400V~2ph	AC 55-75	390 A	35/390	16	11	24	85
PULSAR 470 ME	42681	230V~1ph	AC 55-75	390 A	35/390	16	11	24	85
PEGASUS 370	42850	230V~1ph 400V~2ph	DC 65-75	380 A	35/380	23	16	34,5	86
PEGASUS 470	42870	230V~1ph 400V~2ph	DC 72-83	430 A	35/430	32	22	48	86
MASTERCRAFT 240	N14100	400V~3ph	16-37	240 A	20/240	12,7	8,9	19	90
UNIMIG 190	N12304	230V~1ph	18-34	190 A	20/190	8,8	6,1	13,2	91
UNIMIG 190 US	N12308	240V~1ph	18-31	175 A	30/175	7,7	5,4	11,6	91
UNIMIG 210	N12352	230V~1ph	17-33	210 A	15/210	9,7	6,8	14,6	91

# Choose the best for your needs!

DESCRIPTION	CODE								PAGE
UNIMIG 210 US	N12368	240V~1ph	17-32	180 A	15/180	9,7	6,8	14,6	91
UNIMIG 240	N12409	230V~1ph	20-37	240 A	15/240	7,8	5,5	11,7	91
KOMBI 190	N12303	230V~1ph	17-34	200 A	20/200	11,3	7,9	17	92
UNIMIG 252	N13052	230V~1ph	18-41	250 A	30/250	8,7	6,1	13	93
UNIMIG 200	N14000	230V~1ph 400V~3ph	16-34	210 A	25/210	12,7	8,9	19	94
UNIMIG 250	N14101	230V~1ph 400V~3ph	16-37	240 A	25/240	10,3	7,2	15,5	94
UNIMIG 270	N14151	230V~1ph 400V~3ph	17-36	270 A	25/270	12,5	8,7	18,8	94
UNIMIG 300	N14253	400V~3ph	17-40	300 A	35/300	14,9	10,4	22,4	95
UNIMIG 350	N15060	400V~3ph	17-40	350 A	35/350	17,4	12,2	26,1	95
UNIMIG 252 SF2	N13102	230V~1ph	18-41	250 A	30/250	12,3	8,6	18,5	96
UNIMIG 350 SF4	N15110	400V~3ph	17-44	350 A	35/350	21,2	14,8	31,8	96
UNIMIG 374 SF4	N15153	400V~3ph	17-44	350 A	35/350	21,2	14,8	31,8	96
UNIMIG 450 SWF	N16450	400V~3ph	17-48	450 A	35/450	28,8	20,2	43,5	97
UNIMIG 550 SWF	N16550	400V~3ph	15-50	550 A	35/550	38,5	26,9	57,8	97
UNIMIG 500 SWF PULSE	N16500	230V~1ph 400V~3ph	60	450 A	60/450	31	21,7	46,5	98
UNIMIG 600 SWF PULSE	N16600	230V~1ph 400V~3ph	60	550 A	60/550	45,5	31,8	68,3	98





